

PARTS LIST

TMFX II-C

Table of Contents

● TMFX II-C GENERAL VIEW	
● TMFX II-C FRAME A	CX-1a
● TMFX II-C FRAME B (4H 500P, 6H M/C)	CX-1b
● TMFX II-C TABLE	CX-2
● TMFX II-C MAIN SHAFT DRIVE SYSTEM	CX-3
● TMFX II-C(UL) MAIN SHAFT DRIVE SYSTEM	CX-3
● TMFX II-C CYLINDER BED 1	CX-4-1
● TMFX II-C CYLINDER BED 2	CX-4-2
● TMFX II-C CAM DRIVE SYSTEM SET	CX-5
● TMFX II-C COLOR CHANGE SYSTEM	CX-6
● TMFX II-C ARM 1	CX-7-1
● TMFX II-C ARM 2	CX-7-2
● TMFX II-C ARM 3	CX-7-3
● TMFX II-C NEEDLE BAR CASE 1	CX-8-1
● TMFX II-C NEEDLE BAR CASE 2	CX-8-2
● TMFX II-C FRONT COVER	CX-9
● TMFX II-C X-AXIS DRIVE SYSTEM	CX-10
● TMFX II-C Y-AXIS DRIVE SYSTEM A	CX-11a
● TMFX II-C Y-AXIS DRIVE SYSTEM B (4H 500P, 6H M/C)	CX-11b
● TMFX II-C AUXILIARY DRIVE SYSTEM (4H 500P,6H M/C)	CX-12
● TMFX II-C INDIVIDUAL TENSION BASE	CX-13
● TMFX II-C THREAD STAND	CX-14
● TMFX II-C UNDER THREAD WINDER	CX-15
● TMFX II-C EMBROIDERY FRAME	CX-16
● TMFX II-C BORDER FRAME (OPTION)	CX-17
● TMFX II-C ELECTRIC PARTS	CX-18
● TMFX II-C(UL) ELECTRIC PARTS	CX-18
● TMFX II-C(UL) WIRING BUSHINGS	CX-19

Part Nos. of screws, nuts, washers etc. are listed at the end of volume.

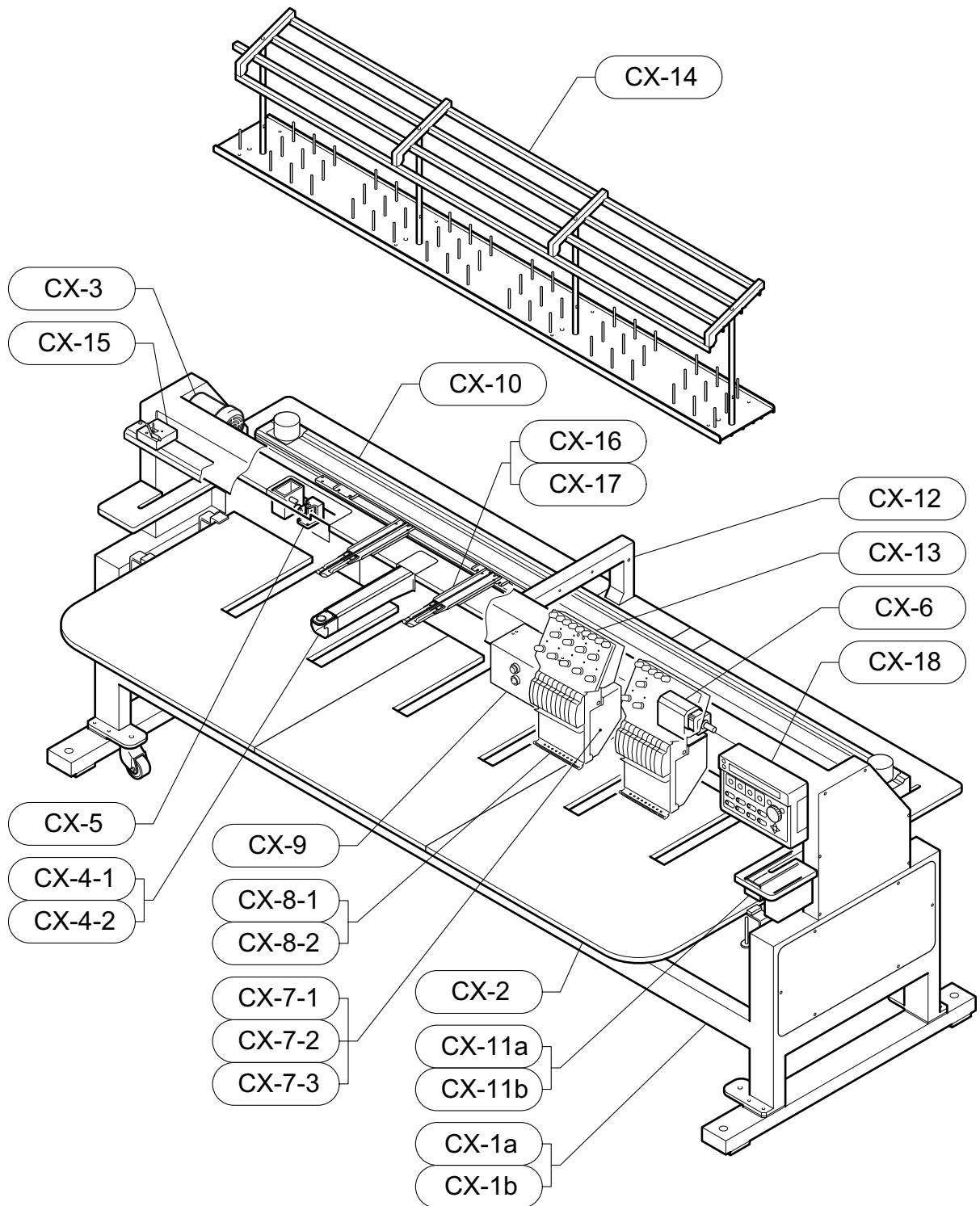
[Explanation of Marks #'s and *'s at End of Part No.1]

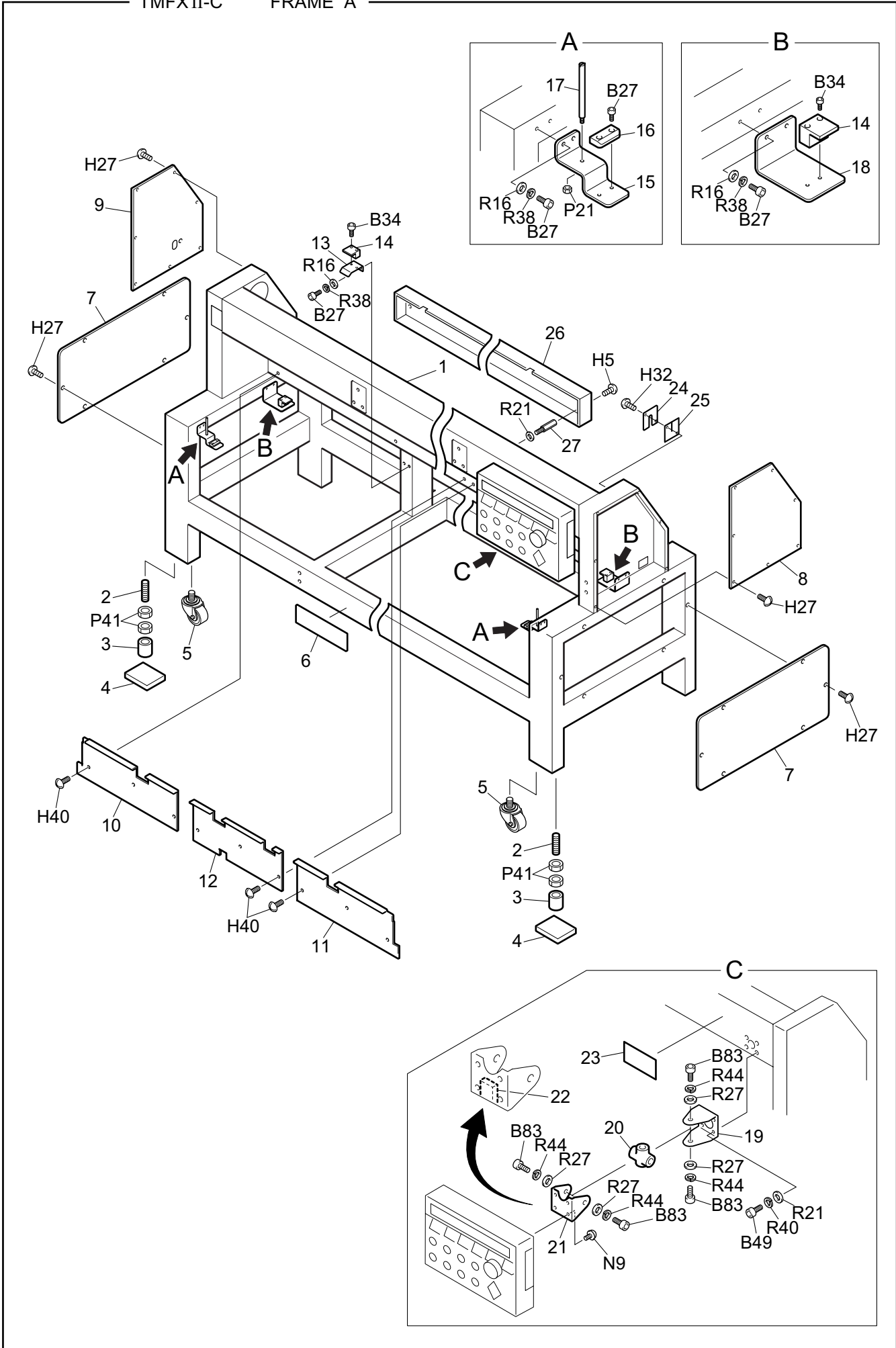
- ◆ Please specify, in the following manner, your machine model, manufacturing number and embroidery space when you order us with the parts having **** at the end of the part No.:

Ex.	TMFD-612	(450×275)S	No.01234
	[Model]	[Emb. Space]	[Mfg. No.]

- ◆ Please specify the number of needles on your machine's head in your parts order by changing the marks ##### into one of the 4-digit numbers below:

Ex.	The part Number, EF012345####	
	4-digit Numbers	Machine Type
	0300.....	3-needle machine
	0600.....	6-needle machine
	0900.....	9-needle machine
	1200.....	12-needle machine

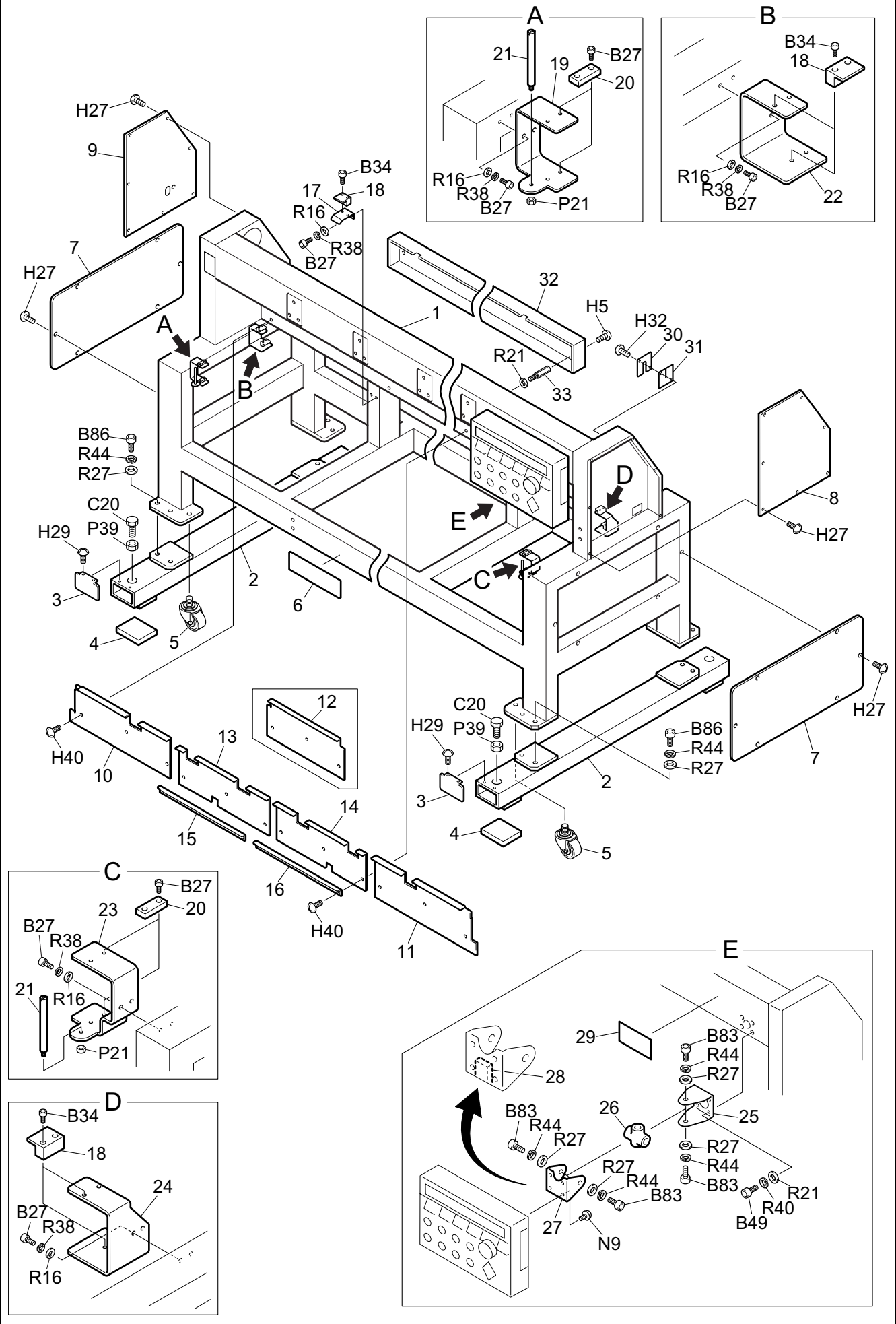




TMFXII-C FRAME A

CX-1a

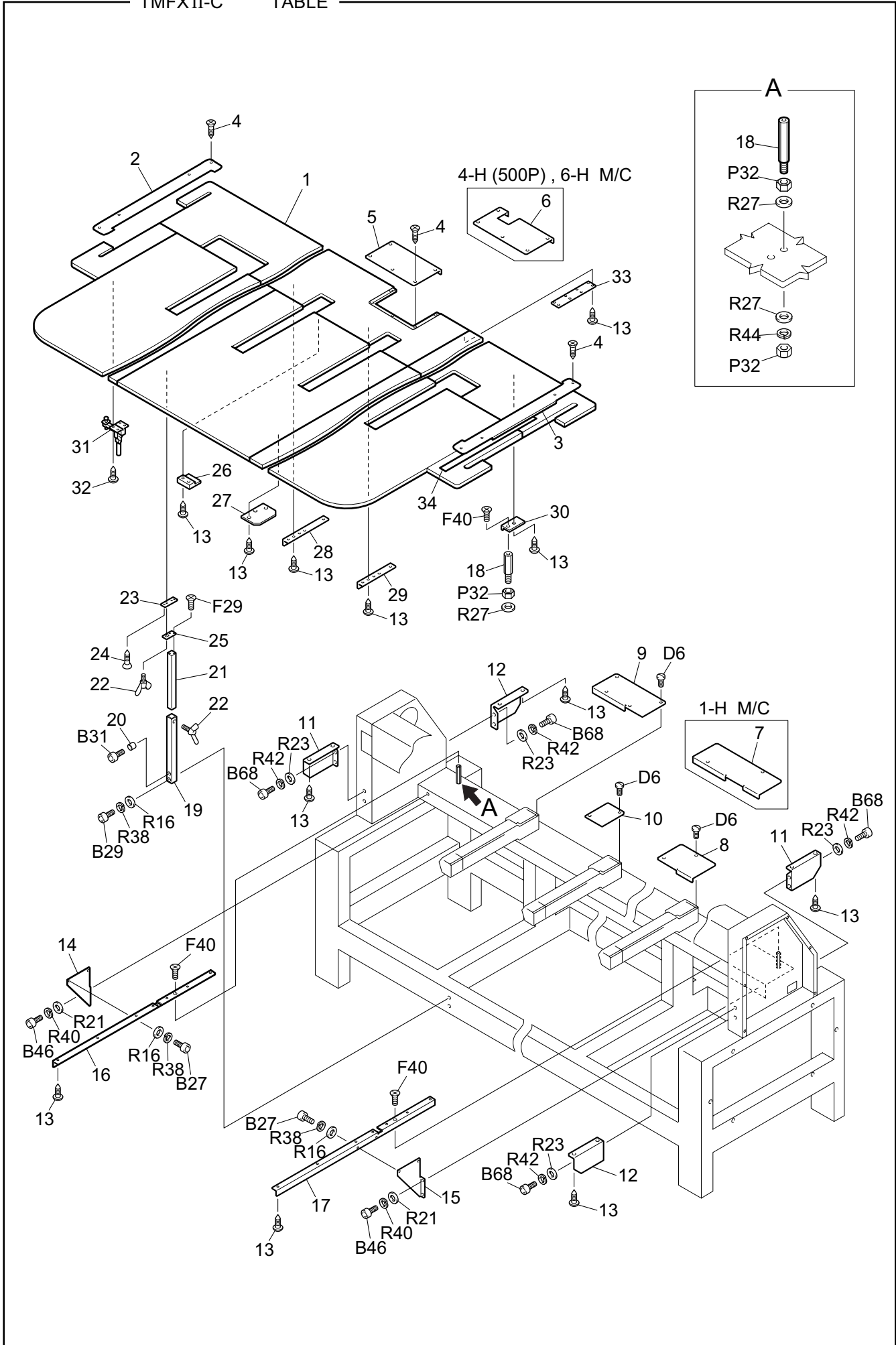
Ref.No.	Description	Part No.	Remark
1	Integral Stand	CX08E10A****	
2	Stud Bolt	CX08E3000000	
3	Leveling Block	CX08E7000000	
4	Vibration-preventive Rubber	EC0826000000	
5	Caster	BP420SAR65MM	
5	Caster	BP420SAUB650	4-H M/C
6	TAJIMA Brand Name Plate	CL0830000000	
7	Stand Side Cover	CX08230A0000	
8	Right-end Box Cover	CX01580A0000	
9	Left-end Box Cover	CX01590A0000	
10	Table Aligning Cover L	CX08E8LB****	
10	Table Aligning Cover B	CX08E8BB0000	4-H M/C (275P)
11	Table Aligning Cover R	CX08E8RB****	
11	Table Aligning Cover A	CX08E8AB0000	4-H M/C (275P)
12	Table Aligning Cover	CX08F70B****	2-H M/C, 4-H M/C
13	Table Holder B	CX08B00B0000	
14	Table Fixing Block	CX08E4000000	
15	Table Holder H	CX08N5000000	
16	Positioning Block	CX08A1050000	
17	Bobbin Stand Stud	EF0122000000	
18	Table Holder G	CX08N3000000	
19	Panel Joint	CX08320A0000	
20	Cross Joint	CX08150A0000	
21	Operation Panel Attaching Arm	EG01040A0000	
22	Cushion Rubber	EC0829010000	
23	Model Name Plate	CX08J000****	
24	Clamp Holder	CX01180A0000	
25	Cord Clamp	CX0119010000	
26	Card Cover	CX08680A****	
27	Wiring Cover Stud	EG0824000000	
28			
29			
30			
31			
32			
33			
34			
35			
36			
37			
38			
39			
40			
41			
42			
43			
44			
45			
46			
47			



TMFXII-C FRAME B (4H 500P,6H M/C)

CX-1b

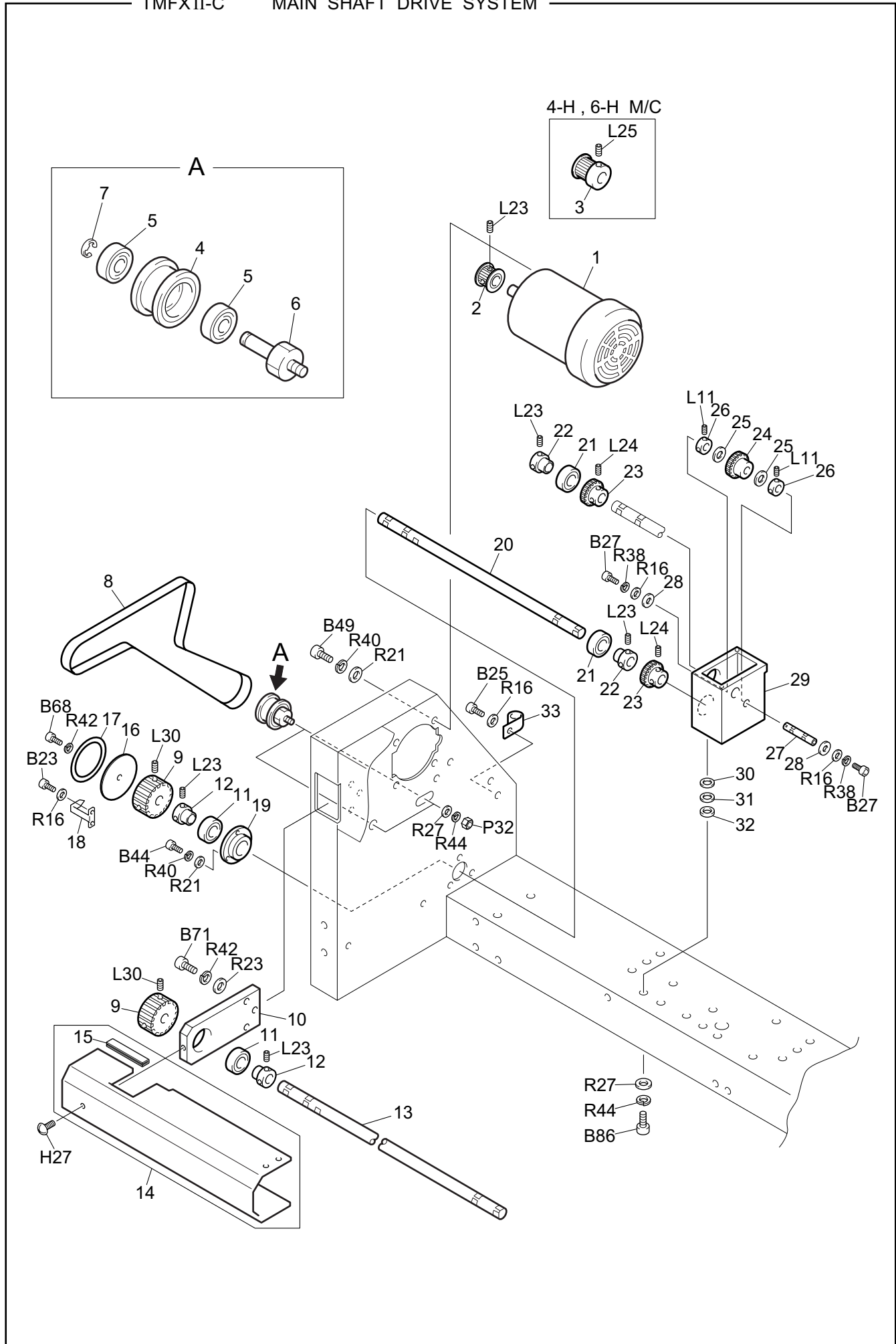
Ref.No.	Description	Part No.	Remark
1	Integral Stand	CX08E10A****	
2	Stand Base	CX08H0000000	
3	Stand Base Side Cover	CX08H1000000	
4	Vibration-preventive Base	ED0847000000	
5	Caster	BP420SAUB650	
6	TAJIMA Brand Name Plate	CL0830000000	
7	Stand Side Cover	CX08230A0000	
8	Right-end Box Cover	CX01580A0000	
9	Left-end Box Cover	CX01590A0000	
10	Table Aligning Cover L	CX08K3L0****	
11	Table Aligning Cover R	CX08K3R0****	
12	Table Aligning Cover A	CX08K4000000	Center, 4-H M/C (500P)
13	Table Aligning Cover BL	CX08K5L0****	
14	Table Aligning Cover BR	CX08K5R0****	
15	Table Holder F	CX08K8000000	4-H M/C (500P)
15	Table Holder FL	CX08K8L00000	6-H M/C
16	Table Holder F	CX08K8000000	4-H M/C (500P)
16	Table Holder FR	CX08K8R00000	6-H M/C
17	Table Holder C	CX08K2000000	
18	Table Fixing Block	CX08E4000000	
19	Table Holder DL	CX08K6L10000	
20	Positioning Block	CX08A1050000	
21	Bobbin Stand Stud	EF0122000000	
22	Table Holder EL	CX08K7L10000	
23	Table Holder DR	CX08K6R20000	
24	Table Holder ER	CX08K7R10000	
25	Panel Joint	CX08320A0000	
26	Cross Joint	CX08150A0000	
27	Operation Panel Attaching Arm	EG01040A0000	
28	Cushion Rubber	EC0829010000	
29	Model Name Plate	CX08J000****	
30	Clamp Holder	CX01180A0000	
31	Cord Clamp	CX0119010000	
32	Card Cover	CX08K101****	
33	Wiring Cover Stud	EG0824000000	
34			
35			
36			
37			
38			
39			
40			
41			
42			
43			
44			
45			
46			
47			
48			



TMFXII-C TABLE

CX-2

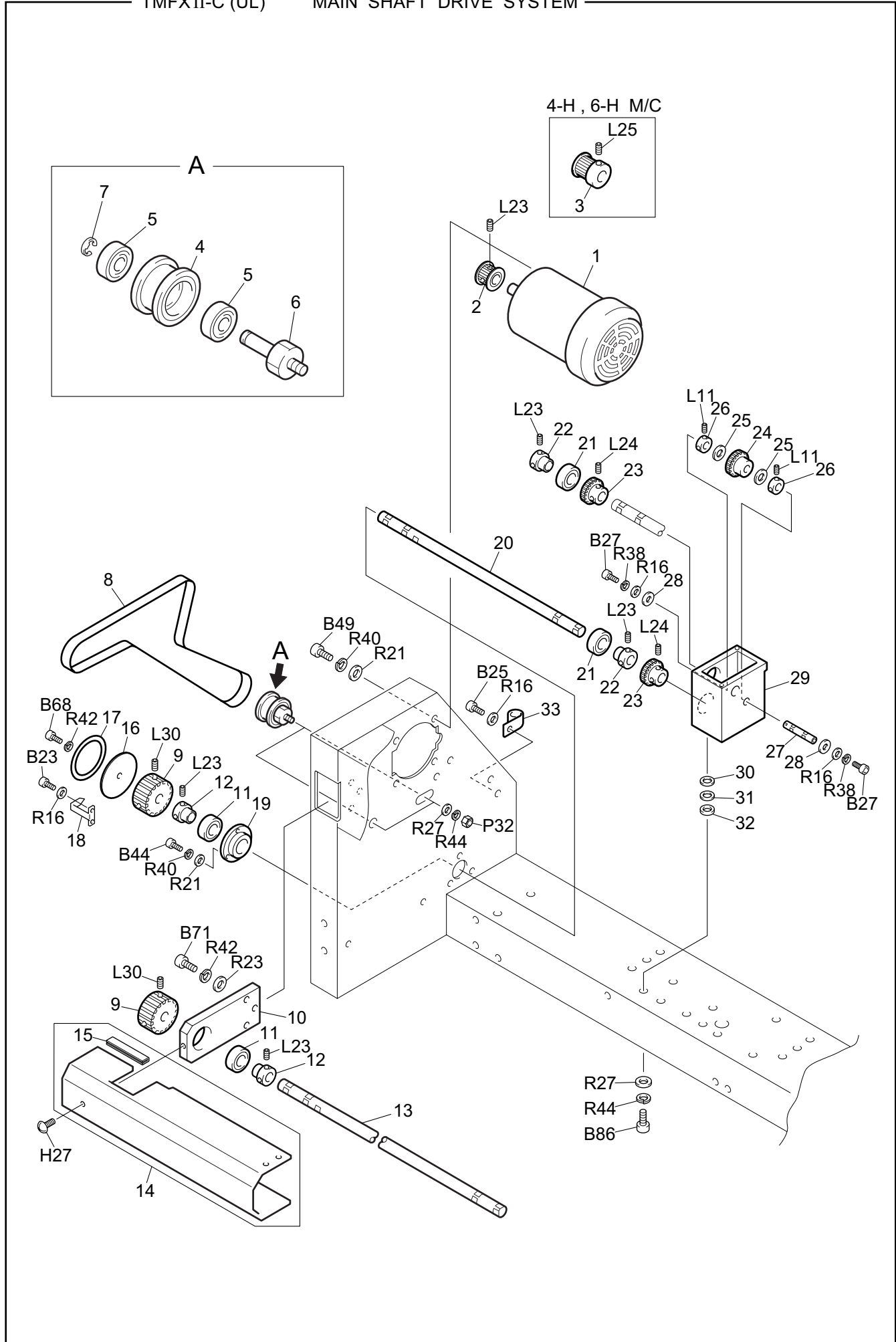
Ref.No.	Description	Part No.	Remark
1	Table	CX08F600****	
1	Table	CX08K000****	4-H (500P), 6-H M/C
2	Table Side Cover L	CX08J1L00000	
2	Table Side Cover L	CX08J4L00000	4-H (500P), 6-H M/C
3	Table Side Cover R	CX08J1R00000	
3	Table Side Cover R	CX08J4R00000	4-H (500P), 6-H M/C
4	Countersunk Head Wood Screw		3.1P*12
5	Y-axis Motor Cover	CX0834000000	
6	Y-axis Motor Cover	CX08J8000000	4-H (500P), 6-H M/C
7	Table Cover	CX0833000000	1-H M/C
8	Table Cover C	CX08H5000000	
9	Table Cover D	CX08H6000000	
10	Bed Cover for FX-C	CX08D7010000	
11	Table Support C L	CX08F1LA0000	
12	Table Support C R	CX08F1RA0000	
13	Round Head Wood Screw		4.5P*20
14	Angle Bracket L	CX08A8LA0000	
15	Angle Bracket R	CX08A8RA0000	
16	Table Support AL	CX08E9LB0000	
17	Table Support AR	CX08E9RB0000	
18	Table Support Stud	CX0809000000	
19	Table Support Guide	CX08F4000000	
20	Tension Set Collar	TS3013100000	
21	Table Supporting Bar	CX08F5010000	
22	Wing Bolt	BPB0LTM06X12	M6*12
23	Table Support Base	CX0890000000	
23	Table Support Base A	CX08M1000000	4-H (500P), 6-H M/C
24	Countersunk Head Wood Screw		3.5P*20
25	Table Support Stay	CX08D1000000	
25	Table Support Stay A	CX08M2000000	4-H (500P), 6-H M/C
26	Table Stopper	CX0848020000	
27	Joint Plate	CX08F8000000	4-H (500P), 6-H M/C
28	Table Support B	CX08F00A0000	
29	Table Support D	CX08J9000000	4-H (500P), 6-H M/C
30	Table Support	CX08D80A0000	
31	Toggle Clamp	BPN0HV150000	
32	Truss Head Wood Screw		4P*16
33	Table Aligning Plate	CX08F9010000	4-H (500P), 6-H M/C
34	Traverse Scale	CX07A3000000	
35			
36			
37			
38			
39			
40			
41			
42			
43			
44			
45			



TMFXII-C MAIN SHAFT DRIVE SYSTEM

CX-3

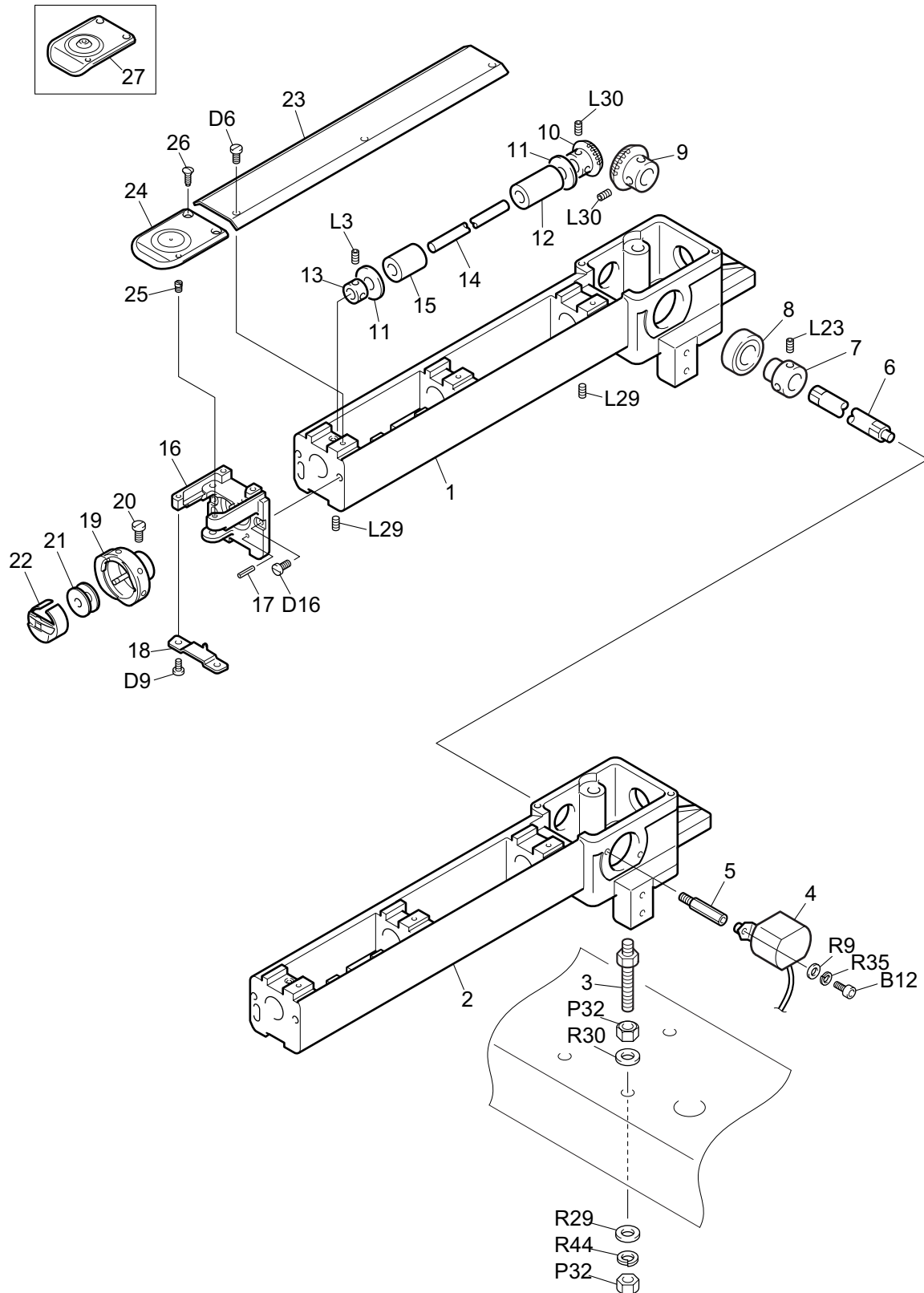
Ref.No.	Description	Part No.	Remark
1	Main Shaft Motor	CX6202000000	
1	Main Shaft Motor	CX6204010000	4-H M/C, 6-H M/C
2	Pulley No.3 A	CX0120000000	1-H M/C, 2-H M/C
3	Pulley No.3 A	CX0169000000	4-H M/C
3	Pulley No.3 A	CX0170000000	6-H M/C
4	Tension Roller	CX0112030000	
4	Tension Roller	CX0166000000	6-H M/C
5	Ball Bearing	BP6000ZZ0000	
6	Tension Pin B	CX0161000000	
6	Tension Pin A	CX0167000000	6-H M/C
7	E-ring	BPE700000000	
8	Timing Belt	BP150S5M110G	
8	Timing Belt	BP200S5M1145	6-H M/C
9	Pulley No.4 A	CX0110020000	
9	Pulley No.4 A	CX0163010000	6-H M/C
10	Main Shaft Bearing Case A	CX0162000000	
11	Ball Bearing	BP6004ZZ0000	
12	15mm Dia. Bearing Case Collar	EG0111000000	
13	Needle Bar Drive Shaft	CX08M500****	
14	Shaft Cover	CX08M600****	
15	Edge Rubber A	CX08N4A00000	
15	Edge Rubber B	CX08N4B00000	4-H (500P), 6-H M/C
16	Graduated Spacer	CX0104000000	
17	Angle Indicator Plate	ED0170000000	
18	Angle Pointer	CX0168000000	
18	Angle Pointer	CX0164000000	6-H M/C
19	Bearing Case	CX0160000000	
20	Driven Shaft A	CX0223A00000	1-H M/C, 2-H M/C
20	Driven Shaft B	CX0223B00000	4-H M/C (275P, 360P)
20	Driven Shaft C	CX0223C00000	4-H M/C (500P)
20	Driven Shaft D	CX0223D00000	6-H M/C
21	Ball Bearing	BP6003ZZ0000	
22	15mm Dia. Bearing Collar	EG0227000000	
23	No.1 Gear	CX0213000000	
24	No.2 Gear	CX0214000000	
25	Washer	BPTW10200000	
26	Fixing Collar	CX0207000000	
27	Gear Shaft	CX0210000000	
28	Fixing Washer	CX0202000000	
29	Gear Box	CX02160A0000	
29	Gear Box	CXC2160A0000	For Jumbo Rotary Hook
30	0.1mm Thick Spacer	CX0204000000	
31	0.2mm Thick Spacer	CX0205000000	
32	ATH Spacer	SF021300****	
33	Nylon Clamp	PB001100EB00	
34			
35			
36			
37			
38			



TMFXII-C(UL) MAIN SHAFT DRIVE SYSTEM

CX-3

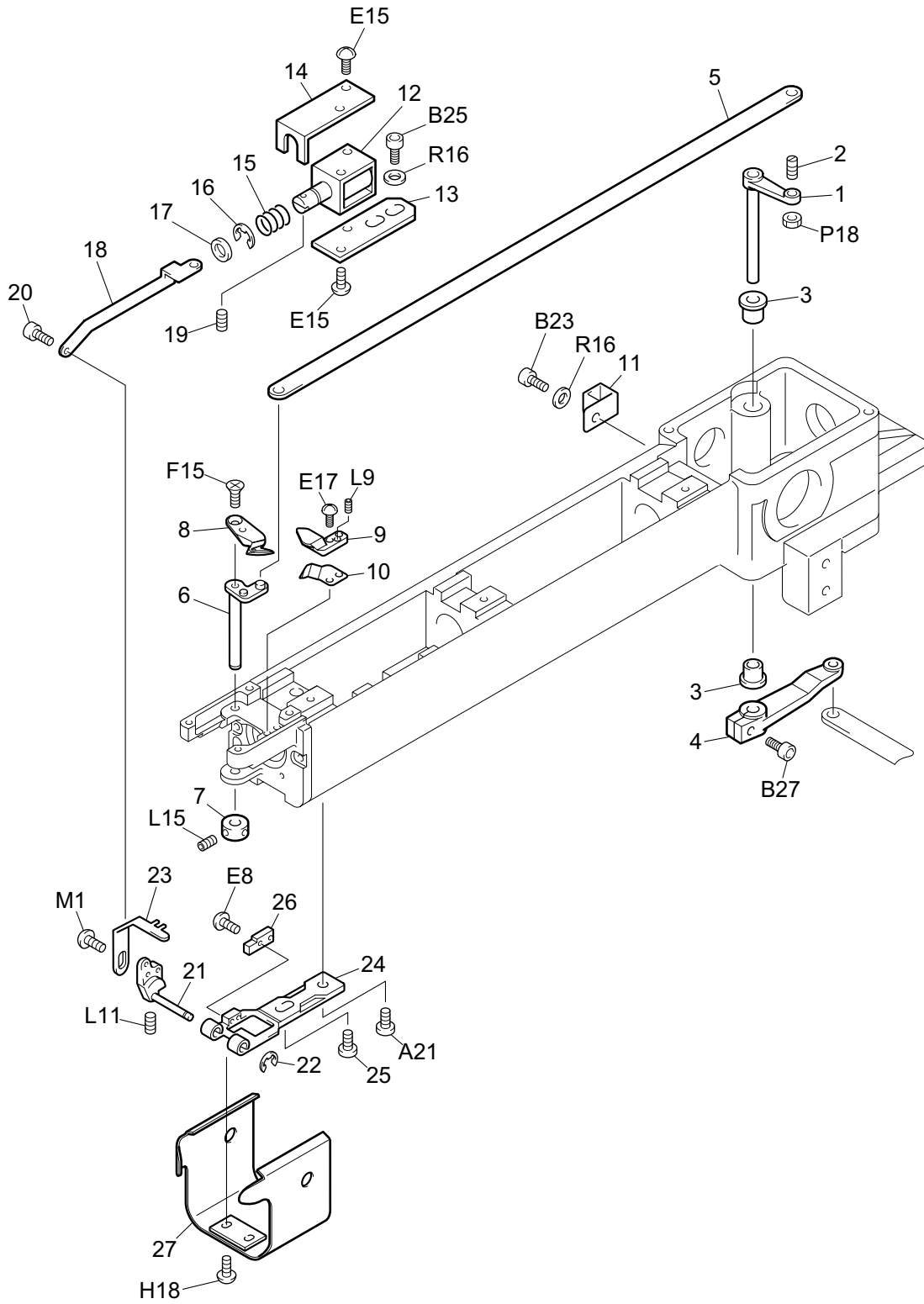
Ref.No.	Description	Part No.	Remark
1	Main Shaft Motor	CX6203000000	
1	Main Shaft Motor	CX6204A10000	4-H M/C, 6-H M/C
2	Pulley No.3 A	CX0120000000	1-H M/C, 2-H M/C
2	Pulley No.3 A	CX0169000000	4-H M/C
2	Pulley No.3 A	CX0170000000	6-H M/C
3	Tension Roller	CX0112030000	
3	Tension Roller	CX0166000000	6-H M/C
4	Ball Bearing	BP6000ZZ0000	
5	Tension Pin B	CX0161000000	
5	Tension Pin A	CX0167000000	6-H M/C
6	E-ring	BPE700000000	
7	Timing Belt	BP150S5M110G	
7	Timing Belt	BP200S5M1145	6-H M/C
8	Pulley No.4 A	CX0110020000	
8	Pulley No.4 A	CX0163010000	6-H M/C
9	Main Shaft Bearing Case A	CX0162000000	
10	Ball Bearing	BP6004ZZ0000	
11	15mm Dia. Bearing Case Collar	EG0111000000	
12	Needle Bar Drive Shaft	CX08M500****	
13	Shaft Cover	CX08M600****	
14	Edge Rubber A	CX08N4A00000	
14	Edge Rubber B	CX08N4B00000	4-H (500P), 6-H M/C
15	Graduated Spacer	CX0104000000	
16	Angle Indicator Plate	ED0170000000	
17	Angle Pointer	CX0168000000	
17	Angle Pointer	CX0164000000	6-H M/C
18	Bearing Case	CX0160000000	
19	Driven Shaft A	CX0223A00000	1-H M/C, 2-H M/C
19	Driven Shaft B	CX0223B00000	4-H M/C (275P, 360P)
19	Driven Shaft C	CX0223C00000	4-H M/C (500P)
19	Driven Shaft D	CX0223D00000	6-H M/C
20	Ball Bearing	BP6003ZZ0000	
21	15mm Dia. Bearing Collar	EG0227000000	
22	No.1 Gear	CX0213000000	
23	No.2 Gear	CX0214000000	
24	Washer	BPTW10200000	
25	Fixing Collar	CX0207000000	
26	Gear Shaft	CX0210000000	
27	Fixing Washer	CX0202000000	
28	Gear Box	CX02160A0000	
28	Gear Box	CXC2160A0000	For Jumbo Rotary Hook
29	0.1mm Thick Spacer	CX0204000000	
30	0.2mm Thick Spacer	CX0205000000	
31	ATH Spacer	SF021300****	
32	Nylon Clamp	PB001100EB00	
33			
34			
35			
36			
37			



TMFXII-C CYLINDER BED 1

CX-4-1

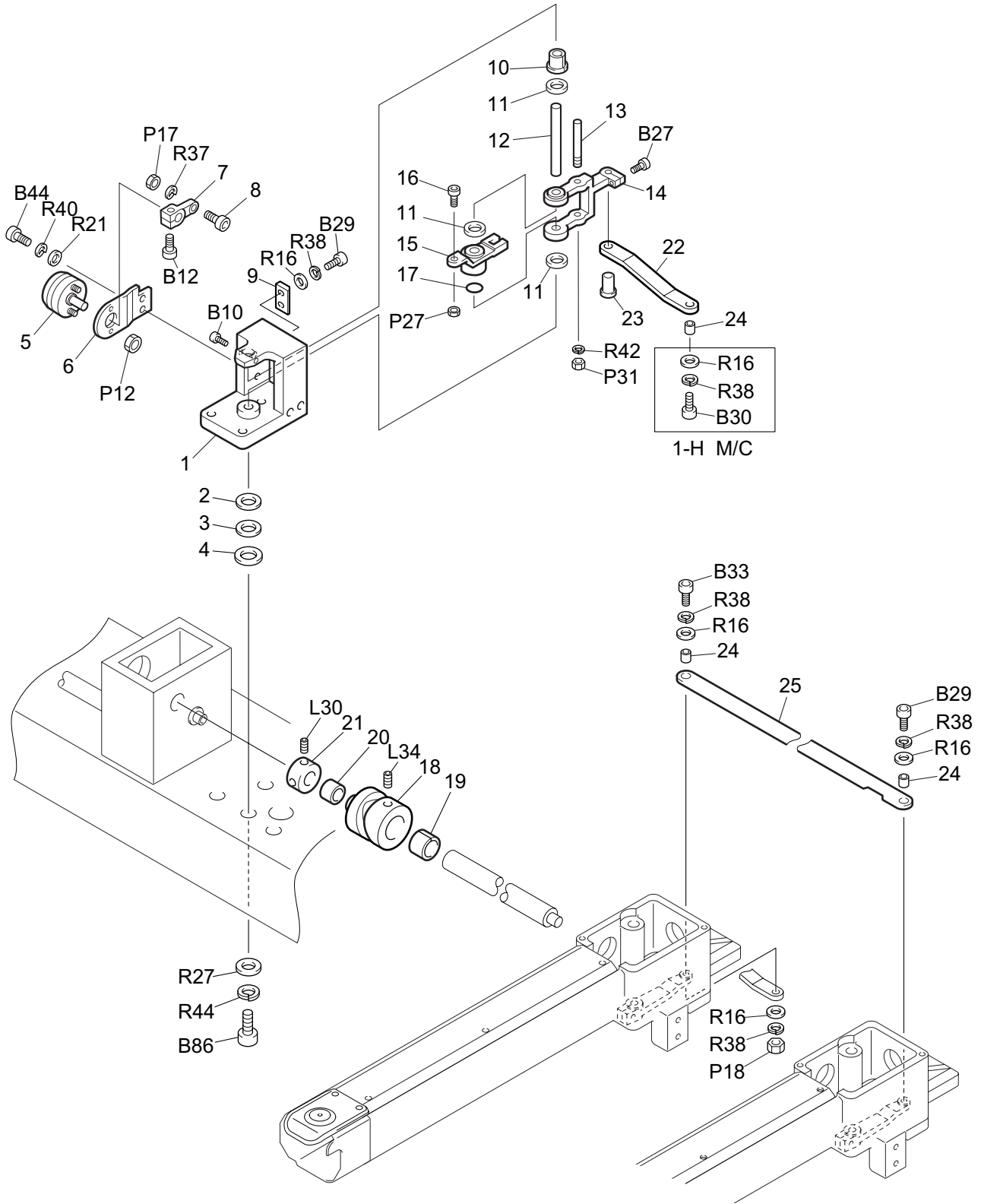
Ref.No.	Description	Part No.	Remark
1	Cylinder Bed A	FC0201AA0000	
1	Cylinder Bed A	FCC201AA0000	For Jumbo Rotary Hook
2	Cylinder Bed B	FC0201BA0000	
2	Cylinder Bed B	FCC201BA0000	For Jumbo Rotary Hook
3	Rotary Hook Base Stud	EF0207000000	
4	Rotary Encoder	EF6600A00000	
5	Encoder Stud	CX0212000000	
6	Rotary Hook Shaft Drive Shaft	CX021101****	
7	15mm Dia. Bearing Collar	EG0227000000	
8	Ball Bearing	BP6003ZZ0000	
9	Spiral Bevel Gear A	EF0203B00000	
10	Spiral Bevel Gear B	EF0204040000	
11	Rotary Hook Shaft Spacer	EF0211000000	
12	Lower Shaft Bushing, Rear	DC0504010000	
13	7.94mm Dia. Collar	EF0209000000	
14	Rotary Hook Shaft	FCC222000000	
15	Rotary Hook Shaft Bushing B	EF0206B00000	
16	Needle Plate Bracket	FC0202020000	
16	Needle Plate Bracket	FCC202030000	For Jumbo Rotary Hook
17	Spring Pin	BPSP03120000	3P*12
18	Rotary Hook Support	FC0224000000	
19	Rotary Hook	ME0505E2****	
19	Rotary Hook	MEC505E2****	For Jumbo Rotary Hook
20	Rotary Hook Set Screw	ME0506000000	
21	Bobbin	ME050402****	
21	Bobbin	MEC504010DBM	For Jumbo Rotary Hook
22	Bobbin Case	ME050300****	
22	Bobbin Case	MEC503000DBM	For Jumbo Rotary Hook
23	Bed Cover B	FC0215020000	
24	Needle Plate	FC120402****	Border & Tubular Goods Frame
25	Positioning Pin	FC0231000000	
26	Round Countersunk Head Screw	EG0228000000	
27	Needle Plate	EC0C19010000	Cap Frame
28			
29			
30			
31			
32			
33			
34			
35			
36			
37			
38			
39			
40			
41			
42			
43			
44			



TMFXII-C CYLINDER BED 2

CX-4-2

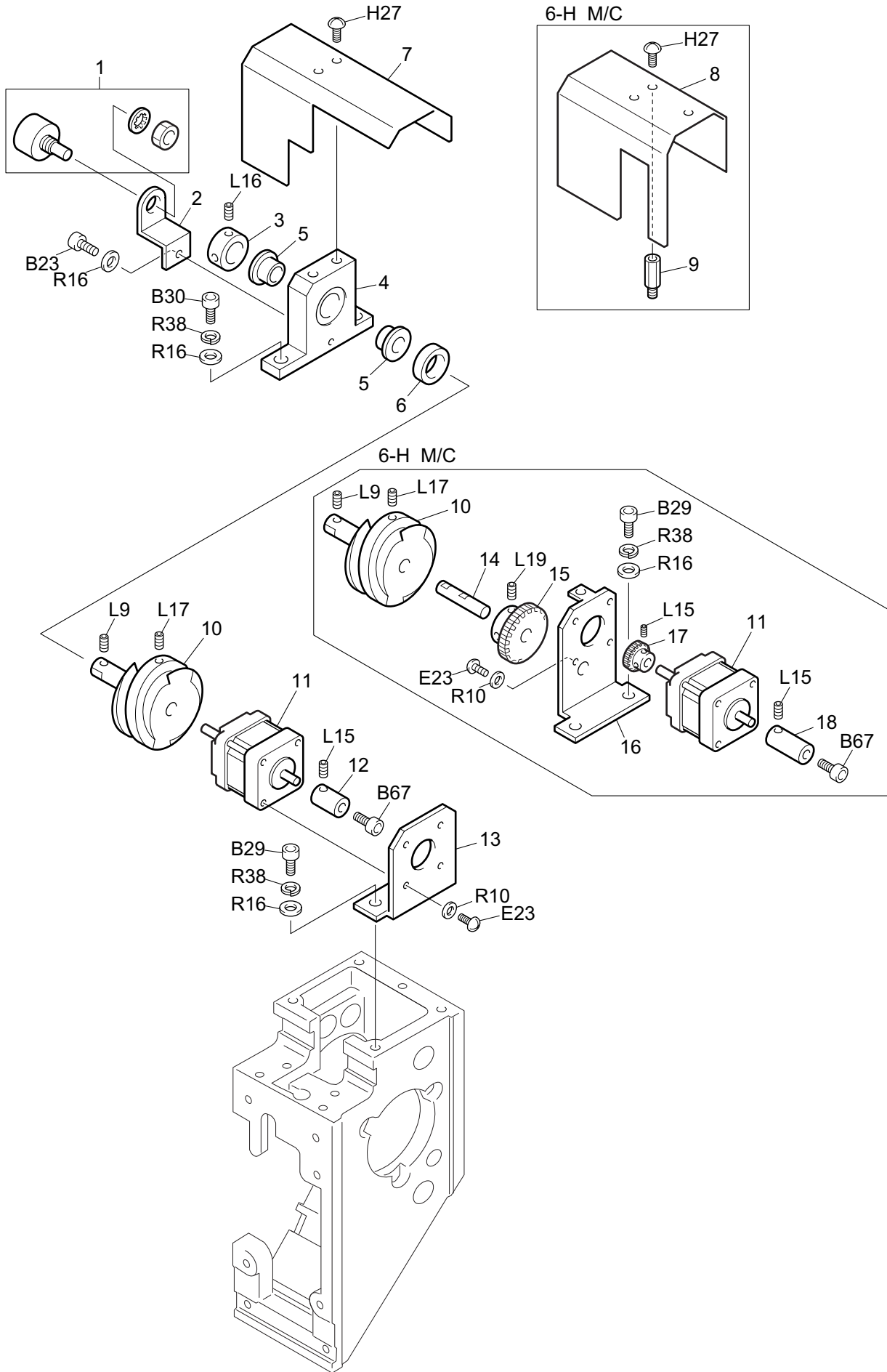
Ref.No.	Description	Part No.	Remark
1	Thread Trimming Lever	FC0217000000	
2	Thread Trimming Lever Pin	FC0211000000	
3	Oiled Bearing	BPF812121620	
4	Drive Arm	FC0213000000	
5	Knife Connecting Plate	FC0216000000	
6	Movable Knife Drive Arm	FC0209020000	
7	5mm Dia. Collar	FC0223000000	
8	Movable Knife	AC0516000000	
9	Fixed Knife	AC0517000000	
10	Under Thread Presser	AC0518000000	
11	Cord Clamp	BX0810000000	
12	Picker Solenoid	AT6806B10000	
13	Picker Solenoid Base	FC0210000000	
14	Solenoid Cover	FC0226000000	
15	Compressed Spring	EG0218000000	
16	E-ring	BPE400000000	
17	Needle Bar O-Ring	EF0621000000	
18	Connecting Plate	FC0233000000	
19	Solenoid Pin	EG0252000000	
20	Connecting Pin	AC0205000000	
21	Picker Base	FC0207010000	
22	E-ring	BPE200000000	
23	Picker	FC0208010000	
24	Picker Bracket	FC0206000000	
25	Flat Fillister Head Screw	AC0208000000	
26	Picker Stopper	AC0212010000	
27	Rotary Hook Base Cover	FC0219060000	
28			
29			
30			
31			
32			
33			
34			
35			
36			
37			
38			
39			
40			
41			
42			
43			
44			
45			
46			
47			
48			
49			
50			



TMFXII-C CAM DRIVE SYSTEM SET

CX-5

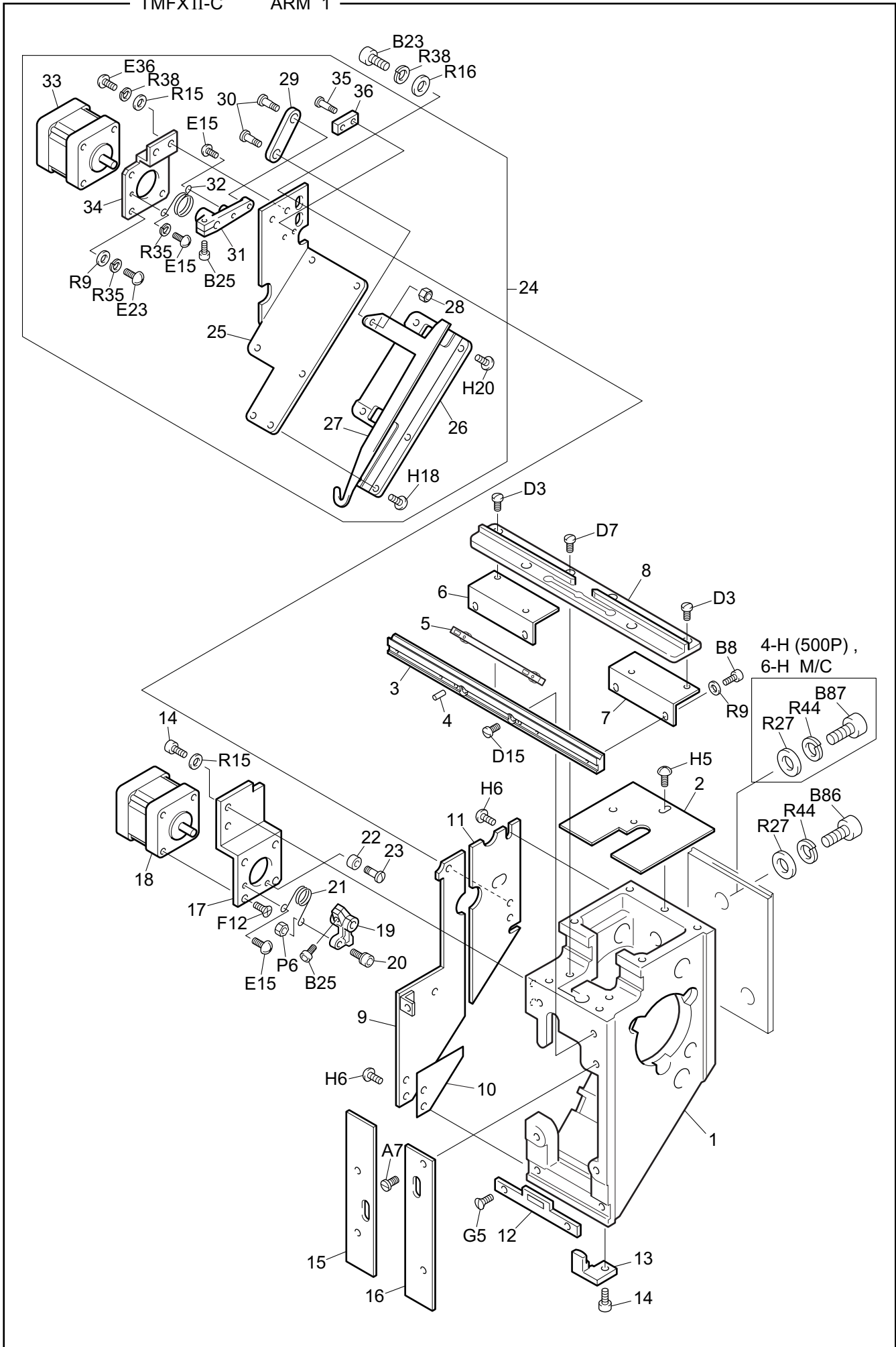
Ref.No.	Description	Part No.	Remark
1	ATH Attaching Base	SFC2010C0000	
2	0.1mm Thick Spacer	CX0204000000	
3	0.2mm Thick Spacer	CX0205000000	
4	ATH Spacer	SF021300****	
5	Thread Trimming Solenoid	AT6805A00000	
6	Solenoid Bracket	SF0207010000	
7	Solenoid Lever	AS0103000000	
8	Roller Shaft A Set	SP0101000000	
9	Cam Lever Stopper	CX0226000000	
10	Take-up Lever Positioning Bushing	EF0606000000	
11	Washer	BPTW08150000	
12	Drive Lever Shaft	SF0209000000	
13	Drive Lever Pin	SF0210000000	
14	Driven Lever	SF0205000000	
15	Cam Lever	SF0204000000	
15	Cam Lever	SFC204000000	For Jumbo Rotary Hook
16	No.1 Roller Pin Set	CHW105S00000	
17	O-Ring	BPP800000000	
18	Thread Trimming Cam	CX0215010000	
19	Cam Split Collar	SF0211000000	
20	DU Bushing	BPMB1510DU00	
21	15mm Dia. Collar	CE0110000000	
22	Knife Drive Connecting Rod	CX0221000000	
23	Connecting Pin	NS0108010000	
24	Connecting Collar	CX0208000000	
25	Knife Connecting Plate	CX022200****	
26			
27			
28			
29			
30			
31			
32			
33			
34			
35			
36			
37			
38			
39			
40			
41			
42			
43			
44			
45			
46			
47			
48			
49			



TMFXII-C COLOR CHANGE SYSTEM

CX-6

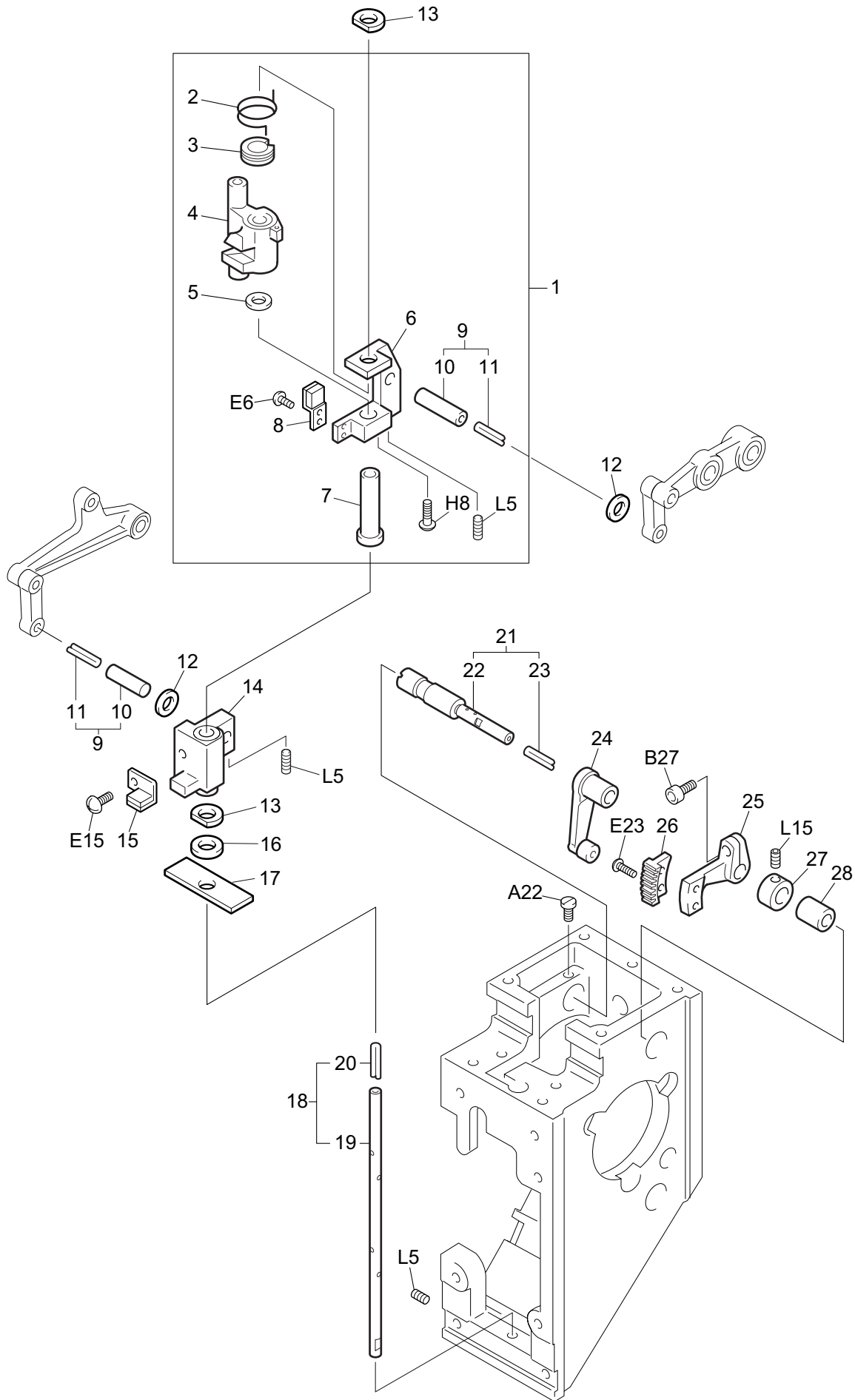
Ref.No.	Description	Part No.	Remark
1	Potentiometer	PB000100RV00	
2	Sensor Base	CX0401000000	
3	Positioning Collar	CX0402000000	
4	Change Bearing Case	CX04070A0000	
5	Flanged DU Bushing	BPMB120620FD	
6	Positioning Spacer	CX0404010000	
7	Change Cover	CX04080A0000	
7	Change Cover	CX04100A0000	4-H M/C
8	Color Change Cover A	CX0417000000	6-H M/C
9	Change Cover Stud	CX0414000000	6-H M/C
10	Change Cam	CX0406000000	
11	Color Change Motor	CX6403010000	
11	Color Change Motor	CX6405010000	4-H M/C, 6-H M/C
12	Manual Connecting Shaft	CX0403000000	
13	Motor Attaching Plate	CX04050B0000	
13	Motor Attaching Plate	CX04090A0000	4-H M/C
14	Color Change Cam Shaft	CX0413000000	6-H M/C
15	Color Change Gear B	CX0412000000	6-H M/C
16	Color Change Motor Bracket	CX0415000000	6-H M/C
17	Color Change Gear A	CX0411000000	6-H M/C
18	Manual Connecting Shaft	CX0416000000	6-H M/C
19			
20			
21			
22			
23			
24			
25			
26			
27			
28			
29			
30			
31			
32			
33			
34			
35			
36			
37			
38			
39			
40			
41			
42			
43			
44			
45			
46			
47			



TMFXII- C ARM 1

CX-7-1

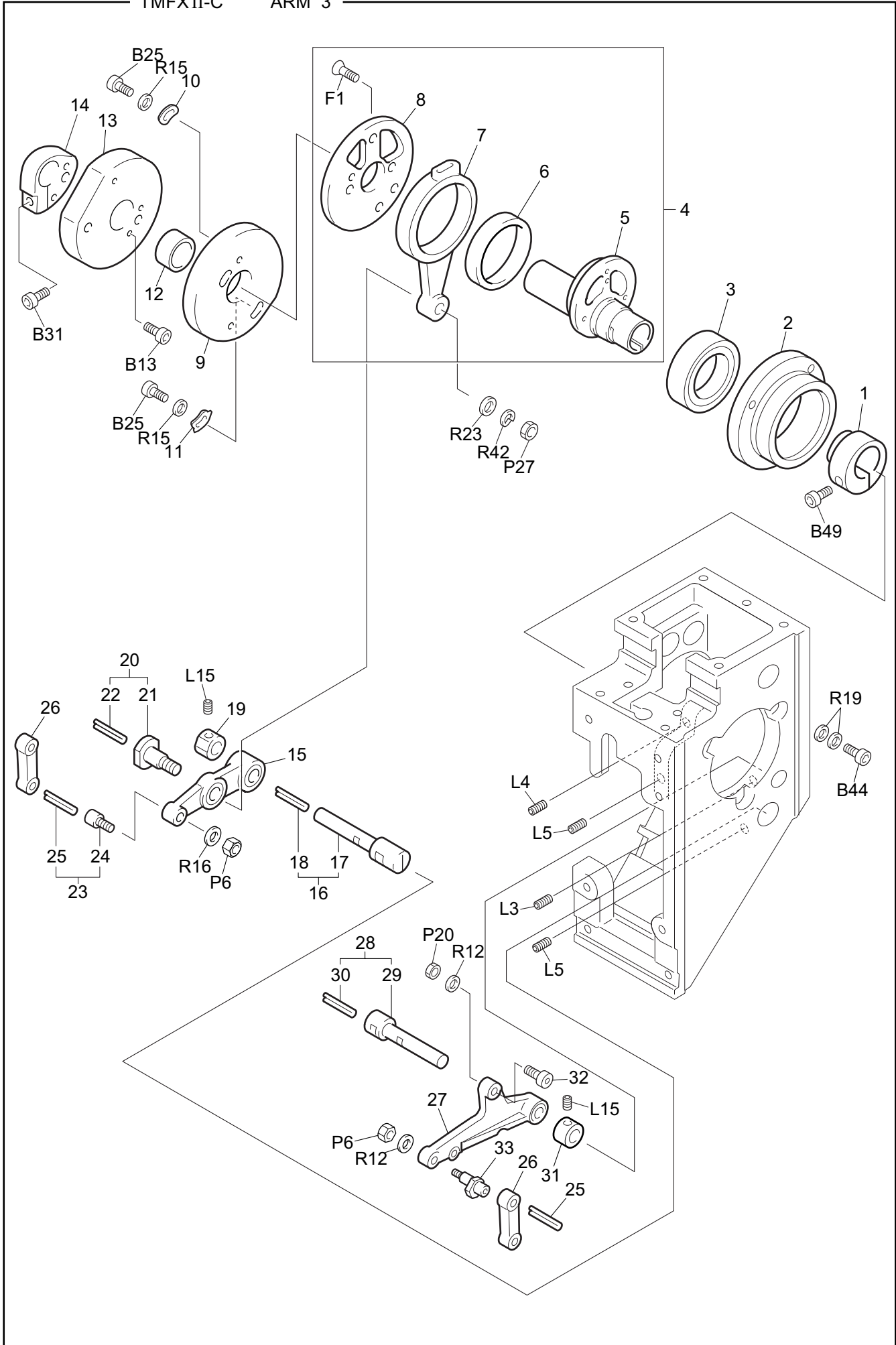
Ref.No.	Description	Part No.	Remark
1	Arm	MX05011A0000	
2	Arm Top Cover	CX05080A0000	
2	Arm Top Cover	EG05320A0000	4-H (500P), 6-H M/C
3	Arm Rail, Upper	EF052603****	
3	Arm Rail, Upper	FX055701****	12-Needle
4	Spring Pin	BPSP03120000	3P*12
5	Slide Roller	EF055300####	
5	Slide Roller	FX0558001200	12-Needle
6	Take-up Lever Rail Holder L	FX0556LB****	
7	Take-up Lever Rail Holder R	FX0556RB****	
8	Take-up Lever Guide Rail	EF05140A****	
8	Take-up Lever Guide Rail	FX05590A****	12-Needle
9	Arm Side Cover A	CX05010A0000	
10	Seal Packing	FX0553200000	
11	Arm Side Cover B	MX05130A0000	
12	Arm Guide Plate	FX0525040000	
13	Positioning Plate	FX0526000000	
14	Hexagon Socket Head Cap Screw	EG0219000000	
15	Arm Front Cover L	FX0555LB0000	
16	Arm Front Cover R	FX0555RB0000	
17	Pulse Motor Base	MX05040A0000	
18	Pulse (Stepping) Motor	MX6402A00000	
19	Jump Lever	MX0502000000	
20	Roller Pin B	CE0117100000	
21	Jump Lever Return Spring	MX0503020000	
22	Cushion	AT0404000000	
23	Cushion Pin	AT0405000000	
24	Assembly Base Set	UN6800500000	
25	Assembly Base	MX0516000000	
26	Base Lid A	AT1302020000	
27	Upper Thread Hook A	AT1303020000	
28	Special Nut	AT0307200000	
29	Arm Connecting Rod	MX0519000000	
30	Lever Connecting Pin	AT0309000000	
31	Upper Thread Hook Lever	MX0517000000	
32	Upper Thread Hook Return Spring	MX0520000000	
33	Pulse (Stepping) Motor	MX6402000000	
34	Pulse Motor Base	MX0518000000	
35	Cushion Pin B	AT1306000000	
36	Arm Cushion	AT1309000000	
37			
38			
39			
40			
41			
42			
43			
44			
45			
46			



TMFXII- C ARM 2

CX-7-2

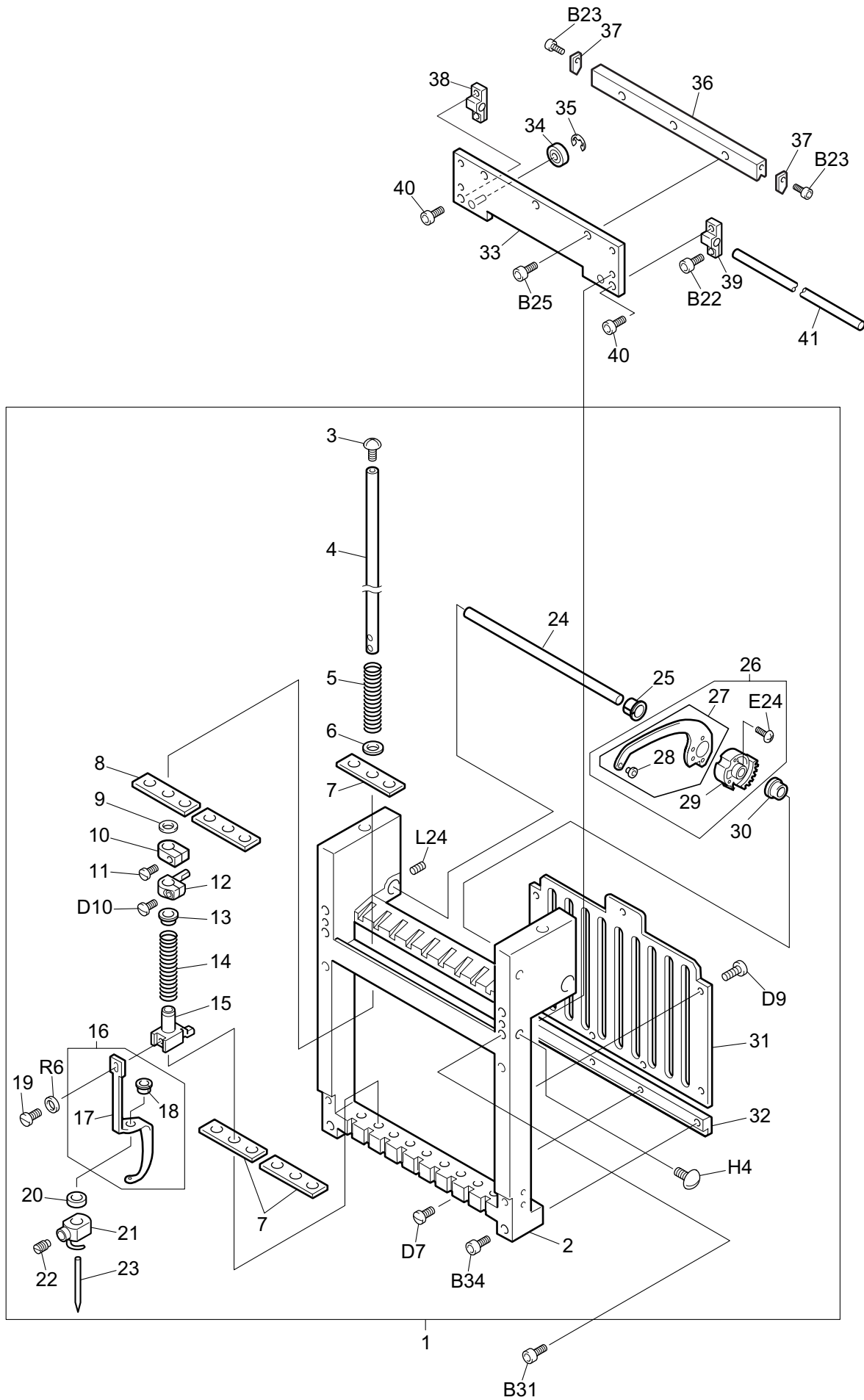
Ref.No.	Description	Part No.	Remark
1	Needle Bar Reciprocator Set	UN25009100CX	1-H M/C
1	Needle Bar Reciprocator Set	UN25009100NR	
2	Jump Spring	FX0516000000	
3	Spring Cradle	FX0564000000	
4	Needle Bar Reciprocator	CX0505010000	1-H M/C
4	Needle Bar Reciprocator	FX0515000000	
5	Needle Bar Reciprocator Spacer	EF0554000000	
6	Reciprocator Slide Block	FX0565000000	
7	Needle Bar Drive Shaft Bushing	CX0506010000	
8	Stopper Base	FX0519000000	
9	No.4 Pin Set	UN2505200000	
10	No.4 Pin	EF0512000000	
11	Wick B	EF0557000000	
12	Connecting Rod Washer	EF0555010000	
13	Needle Bar Drive Shaft Felt A	FX0561010000	
14	Presser Foot Reciprocator	FX0520040000	
15	Cushion Bracket	FX0521000000	
16	Bearing Case Collar	ME0555000000	
17	Needle Bar Drive Shaft Felt	FX0524000000	
18	Needle Bar Drive Shaft Set	UN2501102000	
19	Needle Bar Drive Shaft	FX0522030000	
20	Needle Bar Drive Shaft Wick	EG0536000000	
21	Take-up Lever Drive Lever Pin Set	UN2505400000	
22	Take-up Lever Drive Lever Pin	EG0530000000	
23	Wick B	EG0544000000	
24	Take-up Lever Drive Lever A Set	EG0521040000	
25	Take-up Lever Drive Lever B	EG0529000000	
26	Take-up Lever Drive Gear	EF0517010000	
27	8mm Dia. Collar	EF0418000000	
28	Bearing Brass	EG0541000000	
29			
30			
31			
32			
33			
34			
35			
36			
37			
38			
39			
40			
41			
42			
43			
44			
45			
46			
47			
48			



TMFXII- C ARM 3

CX-7-3

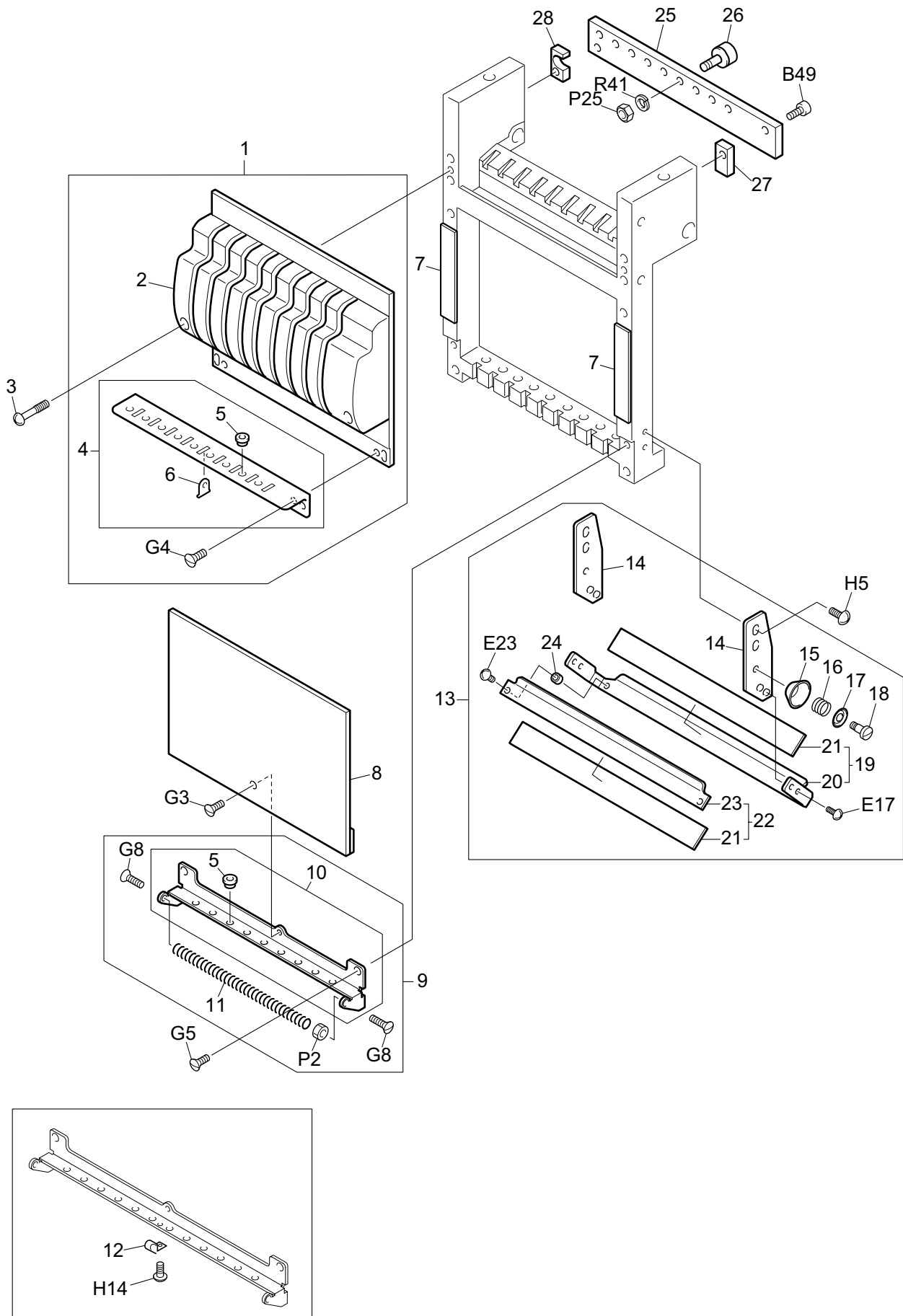
Ref.No.	Description	Part No.	Remark
1	Needle Bar Cam Tightening Collar	EF0508000000	
2	Bearing Case	EF0502010000	
3	Ball Bearing	BP6004ZZ0000	
4	Needle Bar Driver Cam Set	UN25010000NR	
5	Needle Bar Drive Cam	FX0502000000	
6	Needle Cage	BPK384188X01	
7	Connecting Rod	EF0505010000	
8	Take-up Lever Cam Base	EF0507020000	
9	Take-up Lever Drive Cam	EF0563000000	
10	Cam Washer	EF0522000000	Inside
11	Cam Washer A	EF0522A00000	Outside
12	Cam Spacer	MX0505000000	
13	Presser Foot Cam	MX0508020000	
14	Presser Foot Cam Boss	MXJ509000000	
15	Needle Bar Drive Lever Set	EG0527000000	
16	No.2 Pin Set	UN2505300000	
17	No.2 Pin	EG0528000000	
18	Wick A	EG0543000000	
19	8mm Dia. Collar	MX0507000000	
20	No.1 Pin Set	UN2505601000	
21	No.1 Pin	FX0506010000	
22	Wick A	EF0556000000	
23	No.3 Pin Set	UN2505101000	
24	No.3 Pin	EF0511010000	
25	Wick B	EF0557000000	
26	Needle Bar Drive Connecting Rod	EF0513000000	
27	Drive Lever Set	MX0510020000	
28	No.1 Drive Shaft Set	UN2505501000	
29	No.1 Drive Shaft	FX0504010000	
30	Wick C	EF0558000000	
31	8mm Dia. Collar	EF0418000000	
32	Cam Follower	BPCFS4000000	
33	Eccentric Pin	MX0511010000	
34			
35			
36			
37			
38			
39			
40			
41			
42			
43			
44			
45			
46			
47			
48			
49			
50			



TMFXII-C NEEDLE BAR CASE 1

CX-8-1

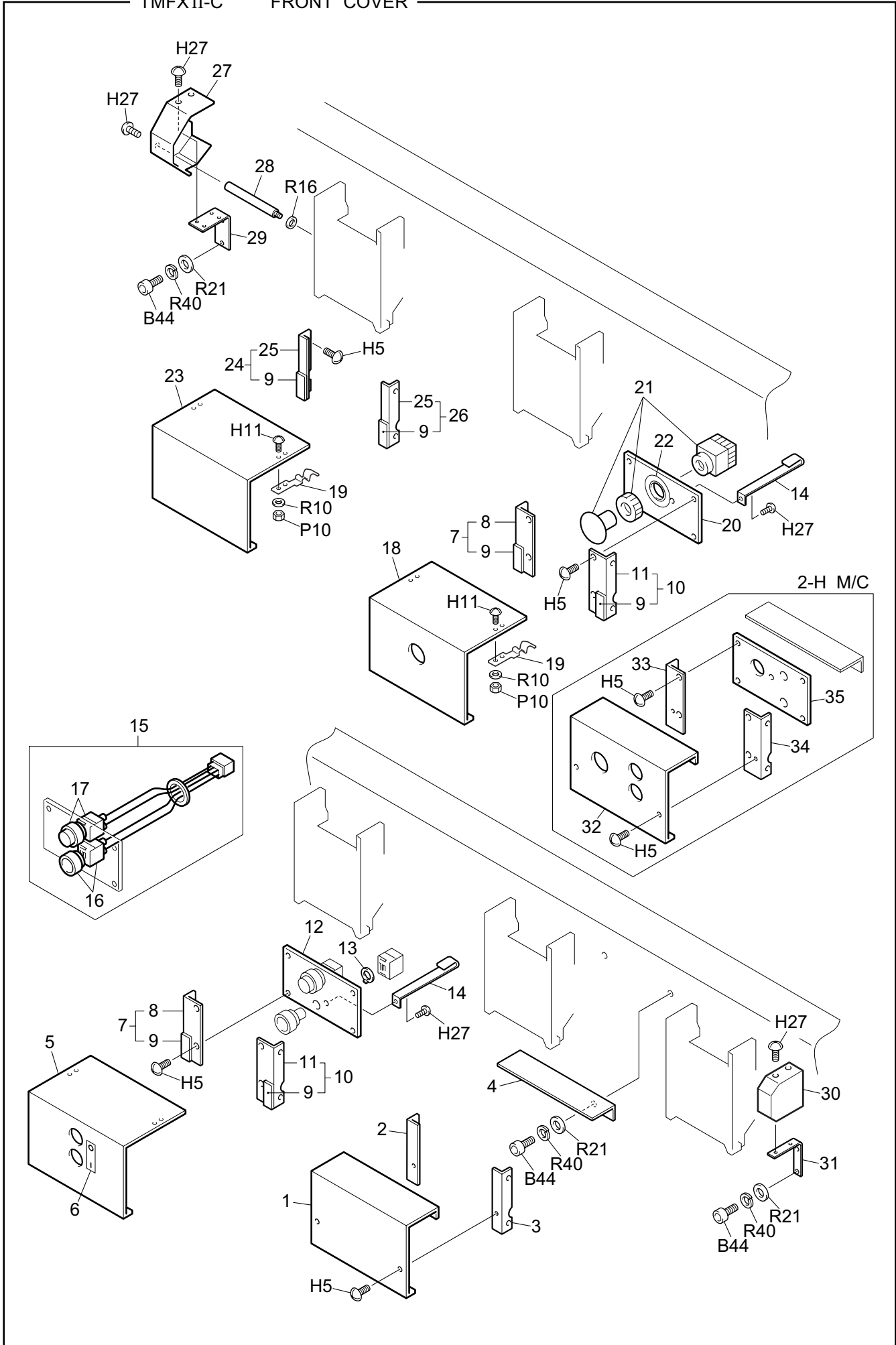
Ref.No.	Description	Part No.	Remark
1	Needle Bar Case Set	UN260051####	
1	Needle Bar Case Set	UN26C051####	For Jumbo Rotary Hook
2	Needle Bar Case	CX068400####	
3	Holding Spring Set Screw	EF0620000000	
4	Needle Bar	FX0632000000	
5	Needle Bar Holder Spring	EF0618030000	
6	Spring Shoe Washer	EF0619000000	
7	Felt Packing	EF062300####	
8	Cushion Rubber B	EF062700####	
9	Cushion Ring E	FX0615000000	
10	Upper Dead Point Stopper	EF0617010000	
11	Flat Fillister Head Screw	EF0647000000	
12	Needle Bar Connecting Stud	CX0606000000	
13	Presser Foot Spring Holder	FX0618010000	
14	Presser Foot Spring D	FX0619D10000	
15	Presser Foot Connecting Stud	FX0621010000	
16	Presser Foot Set	FX0620000000	
17	Presser Foot	FX0620100000	
18	Presser Foot Bushing	EF0613220000	
19	Presser Foot Set Screw	FX0622000000	
20	Cushion Ring A	EF0642020000	
21	Needle Clamp	EF0616010000	
22	Needle Set Screw	EF0615000000	
23	Needle	EF0640000000	DB K5-11
24	Take-up Lever Shaft	EF060200####	
24	Take-up Lever Shaft	FX0602001200	12-Needle
25	Take-up Lever Positioning Bushing	EF0606000000	
26	Take-up Lever Gear Set	FX0603S10000	
26	Take-up Lever Gear Set	FXC603S10000	For Jumbo Rotary Hook
27	Take-up Lever	FX0603010000	
27	Take-up Lever	FXC603010000	For Jumbo Rotary Hook
28	Thread Guide	MX0521000000	
29	Take-up Lever Gear	EF0603010000	
30	Take-up Lever Adjusting Bushing	EF0605000000	
31	Needle Bar Guide Rail	FX061302####	
32	Case Rail, Lower	FX061200####	
33	Guide Roller Base	FX060700####	
34	Ball Bearing	BPR1340ZZ000	
35	E-ring	BPE300000000	
36	Case Rail, Upper	FX060602####	
37	Roller Stopper	FX0635000000	
38	Color Change Bracket L	FX0609L00000	
39	Color Change Bracket R	FX0609R00000	
40	Change Bracket Set Screw	FX0611000000	
41	Slide Shaft	CX066000****	
42			
43			
44			
45			
46			



TMFXII-C NEEDLE BAR CASE 2

CX-8-2

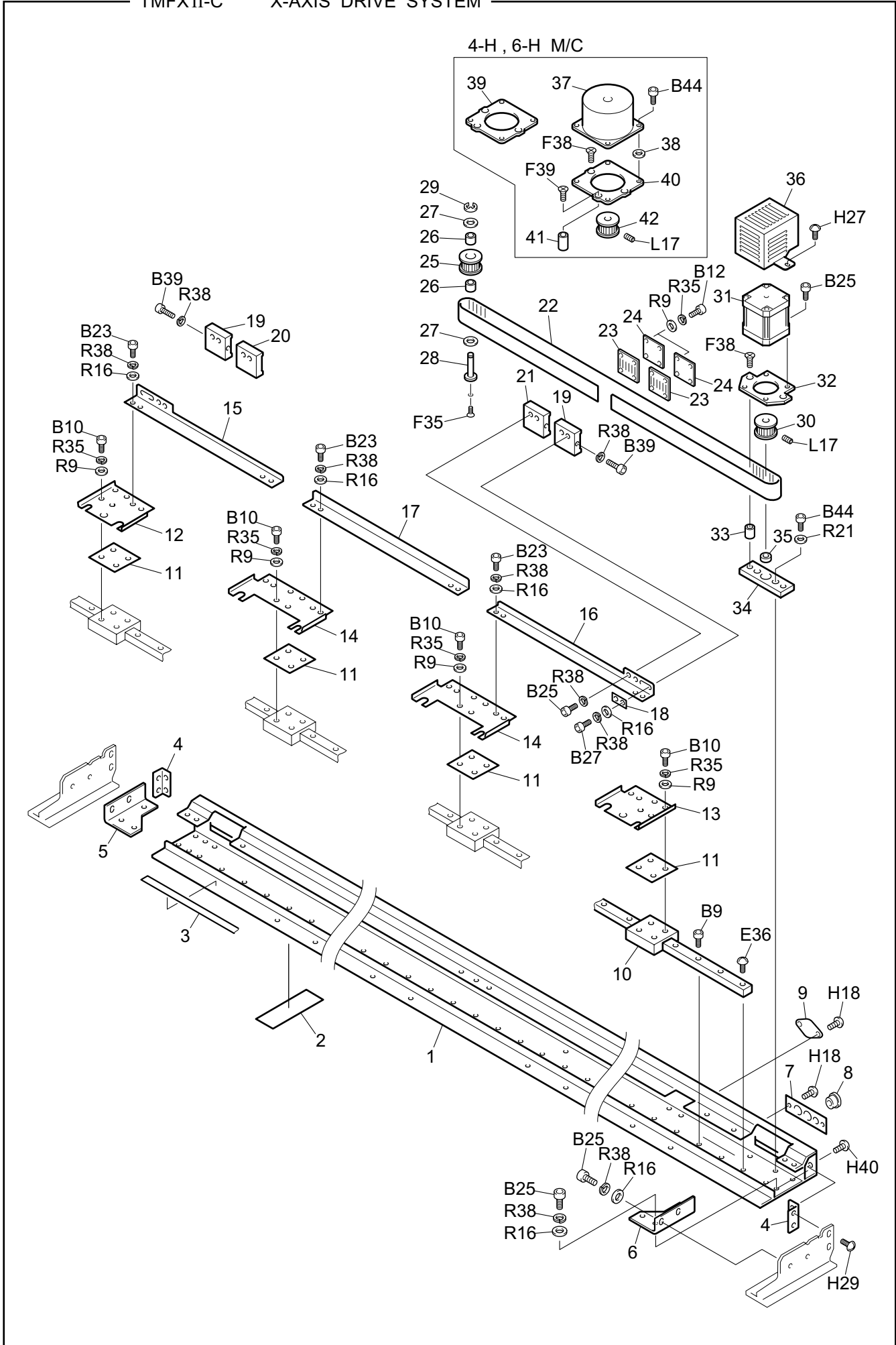
Ref.No.	Description	Part No.	Remark
1	Top Cover Set	UN260022****	
1	Top Cover Set	UN26C022****	For Jumbo Rotary Hook
2	Top Cover	CX067100####	
2	Top Cover	CXC67100####	For Jumbo Rotary Hook
3	Top Cover Attaching Screw	CX0675000000	
4	Middle Thread Guide Set	CX067200####	
5	Thread Guide	FX0626110000	
6	Thread Guide	MX0522000000	
7	Magnet Rubber	EF0635210300	
8	Face Plate	EC060101####	
9	Lower Thread Guide Set	UN260061####	
10	Lower Thread Guide	FX062602####	
11	Thread Hook Spring	EF063102####	
11	Thread Hook Spring	FX0627031200	12-Needle
12	Spring Presser Bracket	FX0633010000	12-Needle
13	Thread Presser Base Set	UN680032****	
14	Upper Thread Holder Bracket	AT0323000000	
15	Thread Suspender Disk	EF0637000000	
16	Thread Suspender Spring	EF0639000000	
17	Thread Suspender Spring Presser	EF0638000000	
18	Thread Suspender Attaching Screw	AT2311000000	
19	Thread Presser Base (with Tape)	UN680171****	
20	Thread Presser Base	AT032400####	
21	Velour Tape	AT032600####	
22	Thread Presser Lid (with Tape)	UN680181****	
23	Thread Presser Lid	AT032500####	
24	Thread Presser Spacer	AT0304010000	
25	Change Roller Base	CX068300####	
26	Cam Roller Pin Set	EF0519S00000	
27	Space Block A	CX0677010000	
28	Space Block B	CX0678010000	
29			
30			
31			
32			
33			
34			
35			
36			
37			
38			
39			
40			
41			
42			
43			
44			
45			
46			
47			



TMFXII-C FRONT COVER

CX-9

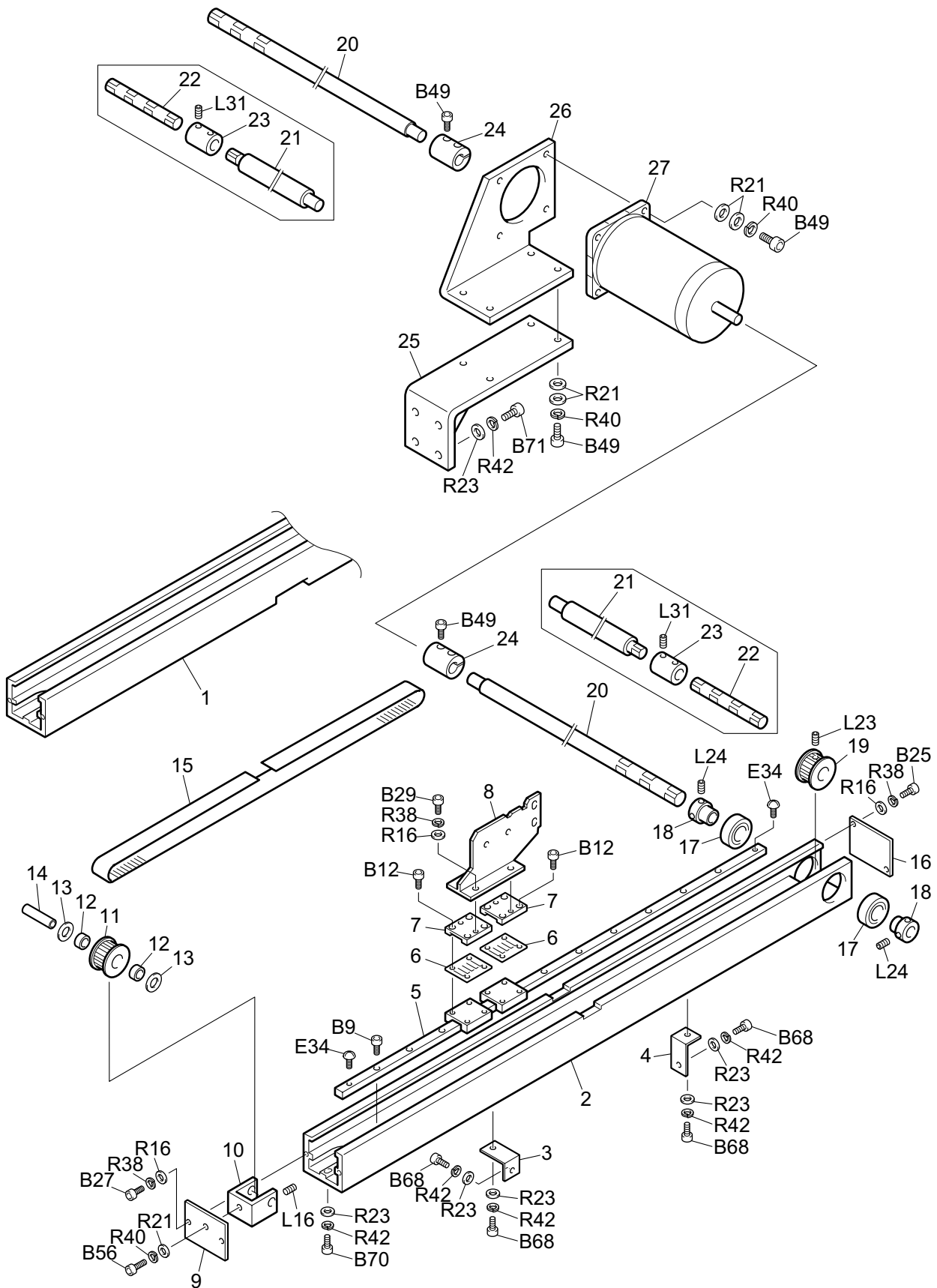
Ref.No.	Description	Part No.	Remark
1	Front Cover A	CX0666AB****	4-H M/C, 6-H M/C
2	Cover Attaching Bracket	CX0661010000	
3	Cover Attaching Bracket C	FX0628C20000	
4	Top Cover	CX08B70A****	
5	Front Cover D	CX0666DB****	4-H M/C (275P, 360P)
5	Front Cover B	BX08090B****	4-H (500P), 6-H M/C
6	Start/Stop Switch Seal	PB002500SP00	
7	Cover Attaching Bracket L Set	BXL807020000	
8	Cover Attaching Bracket L	BXL807120000	
9	Plate Magnet	FX0628200000	
10	Cover Attaching Bracket R Set	BXR807020000	
11	Cover Attaching Bracket R	BXR807120000	
12	Start Switch Base	BX080803****	
13	Retaining Washer	BX0811000000	
14	Cord Clamp	BX0810000000	
15	Cylinder Head Switch Assembly	SC5807000000	
16	Start Switch	SC5803000000	
17	Stop Button Switch	SC5806000000	
18	Front Cover E	CX067601****	4-H M/C (275P, 360P)
18	Front Cover J	EN08690C****	4-H (500P), 6-H M/C
19	Cover Plate Spring	FX0805010000	
20	Stop Switch Base	EN089000****	
21	Push-button Switch	PB0019D0SP00	
22	Push-botton Switch Emergency Stop Plate	PB0019C0SP00	
23	Front Cover B	MX08160C****	6-H M/C
24	Cover Attaching Bracket L	FX0628L30000	
25	Cover Attaching Bracket	FX0628030000	
26	Cover Attaching Bracket R	FX0628R30000	
27	Arm L Cover	CX08390A0000	
27	Arm L Cover	CX08M4000000	4-H (500P), 6-H M/C
28	L Cover Stud	CX0808010000	
29	Cover Bracket	CX08240A0000	
30	Arm R Cover	CX08M9000000	
30	Arm R Cover	CX08M3000000	4-H (500P), 6-H M/C
31	Cover Bracket A	CX08G0000600	
32	Front Cover C	CX0666C2****	2-H M/C
33	Cover Attaching Bracket L	CXL661B00000	2-H M/C
34	Cover Attaching Bracket R	CXR661B00000	2-H M/C
35	Start/Stop Switch Base	CX0892000000	2-H M/C
36			
37			
38			
39			
40			
41			
42			
43			
44			
45			
46			



TMFXII-C X-AXIS DRIVE SYSTEM

CX-10

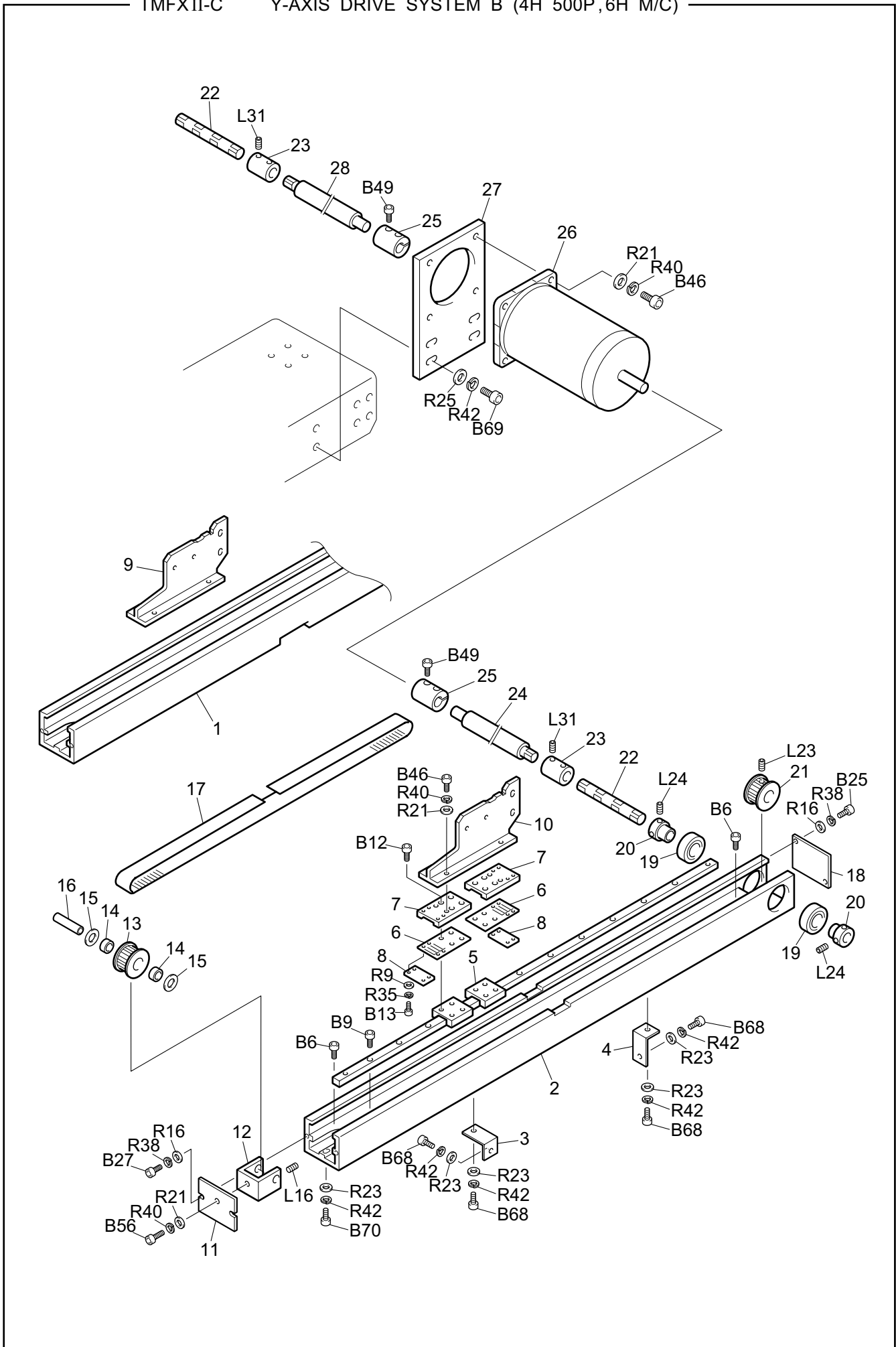
Ref.No.	Description	Part No.	Remark
1	Z-spec. Frame	CX07F201****	
1	Z-spec. Frame	CX07H101****	4-H (500P), 6-H M/C
2	Z-spec. Frame Felt	CX0722020000	
3	Steel Plate A	CX03B9A00000	6-H M/C L=375mm
3	Steel Plate B	CX03B9B00000	6-H M/C L=692mm
3	Steel Plate C	CX03B9C00000	4-H M/C (500P) L=487mm
3	Steel Plate D	CX03B9D00000	4-H M/C (500P) L=500mm
4	L-shaped Stay A	CX07B9000000	
5	L-shaped Stay B L	CX07F5L00000	
6	L-shaped Stay B R	CX07F5R00000	
7	Bushing Plate	CX07B5000000	
8	Cord Bushing	PB000200BU00	
9	Blind Plate	CX07B4000000	
10	Traverse Linear Way	BPLWL15C****	
11	Linear Spacer	CX07B1000000	
12	Joint Plate AL	CX07C8L00000	
13	Joint Plate AR	CX07C8R10000	
14	Joint Plate B	CX07F6000000	2, 4, 6-H M/C
15	Joint Plate L	CX0781L1****	2, 4, 6-H M/C
16	Joint Plate	CX0781010000	1-H M/C
16	Joint Plate R	CX0781R1****	2, 4, 6-H M/C
17	Joint Plate	CX07E3000000	4-H (500P), 6-H M/C
18	X-axis Spacer	CX0761000000	
19	X-axis Belt Catcher A	CX0719010000	
20	X-axis Belt Catcher B	CX0720010000	
21	X-axis Belt Catcher E	CX0762010000	
22	X-axis Timing Belt	BP015AT5****	
23	X-axis Belt Catcher C	CX0703000000	
24	X-axis Belt Catcher D	CX0704000000	
25	No.1 Pulley	CX0715000000	
26	Needle Bearing	BPHK10100000	
27	Washer	BPTW10200000	
28	X-axis Pin	CX0713010000	
29	E-ring	BPE700000000	
30	No.2 Pulley	CX0716000000	
31	Pulse (Stepping) Motor	CX6406000000	
32	Motor Plate	CX07H5000000	
33	Plate Support	CX07D4000000	
34	Bearing Case Plate	CX07D3000000	
35	Ball Bearing	BPBC616ZZ000	
36	X-axis Motor Cover	CX0894000000	
37	Pulse (Stepping) Motor	CX6407000000	4-H M/C, 6-H M/C
38	Motor Spacer	CX07J4000000	4-H M/C, 6-H M/C
39	86 mm Dia. Motor Plate L	CX07J3L00000	4-H M/C, 6-H M/C
40	86 mm Dia. Motor Plate R	CX07J3R00000	4-H M/C, 6-H M/C
41	Auxiliary Plate Support	CX07J5000000	4-H M/C, 6-H M/C
42	Z-spec. Frame Pulley A	EC0709000000	4-H M/C, 6-H M/C
43			
44			
45			



TMFXII-C Y-AXIS DRIVE SYSTEM A

CX-11a

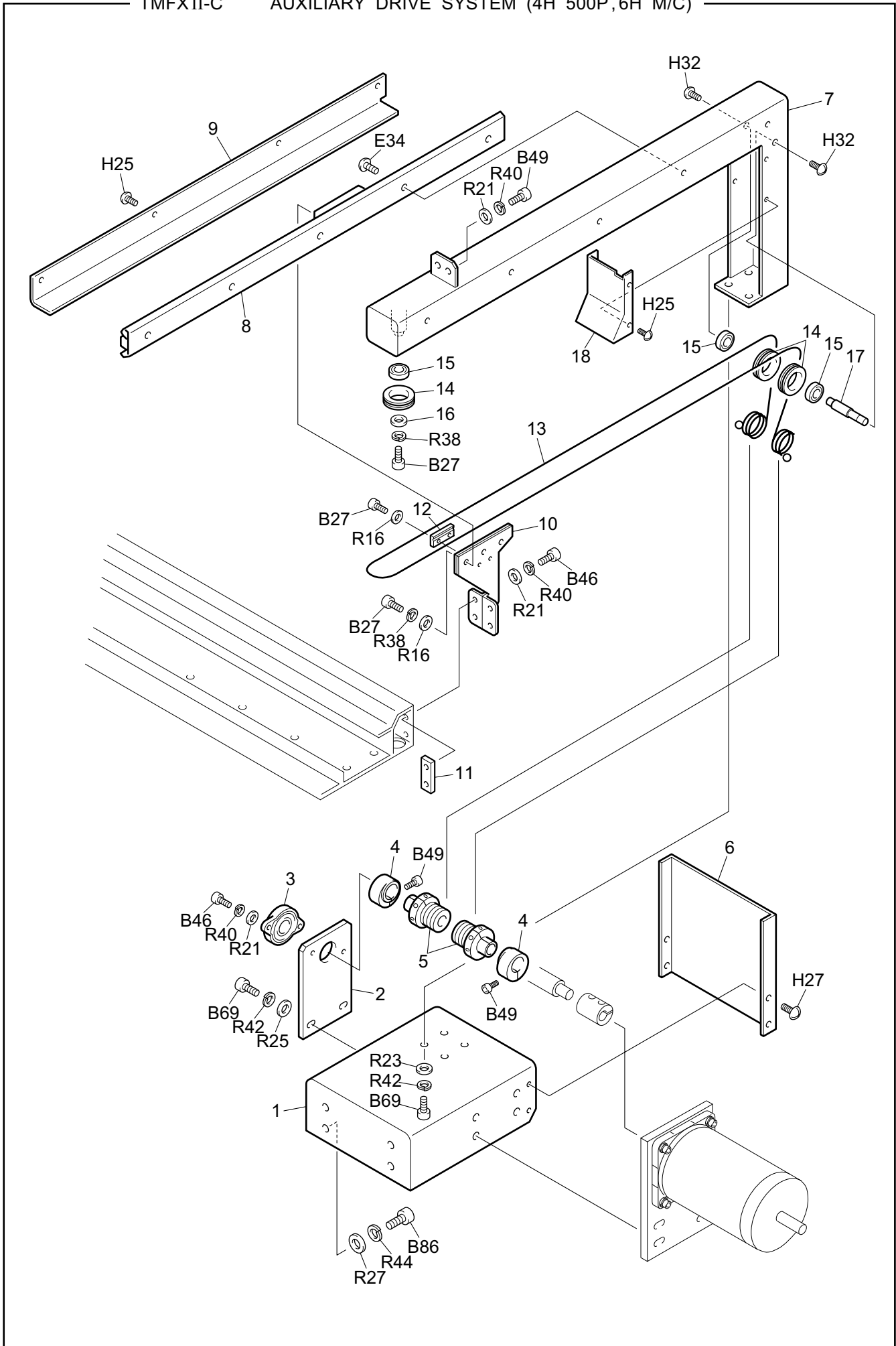
Ref.No.	Description	Part No.	Remark
1	Y-axis Frame L	CX07D1L00000	
2	Y-axis Frame R	CX07D1R00000	
3	Frame Bracket A	CX08E50A0000	
4	Frame Bracket B	CX08E60A0000	
5	Traverse Linear Way	BPLWL15C2R58	
6	Y-axis Belt Catcher	CX0705000000	
7	Y-axis Stack Plate	CX07C0000000	
8	Z-spec. Frame Stay	CX07F4000000	
9	Frame Cover A	CX07B7000000	
10	Y-axis Tension Bearing	CX07C5000000	
11	No.1 Pulley	CX0715000000	
12	Needle Bearing	BPHK10100000	
13	Washer	BPTW10200000	
14	Tension Shaft	CX07C1000000	
15	Y-axis Timing Belt	BP015AT5261Y	
16	Frame Cover B	CX07B8000000	
17	Ball Bearing	BP6002ZZ0000	
18	Fixing Collar	CX0712000000	
19	No.3 Pulley	CX0109000000	
20	Y-axis Shaft	CX07C200****	
21	Y-axis Shaft	CX07C2000401	4-H M/C (360P)
22	Y-axis Shaft (For Pulley)	CX07C3000000	4-H M/C (360P)
23	Y-axis Joint	CX07C4000000	4-H M/C (360P)
24	Split Joint	CX0784000000	
25	Y-axis Motor Base A	CX08420A0000	
26	Y-axis Motor Base B	CX08430A0000	
27	Pulse (Stepping) Motor	CX6404010000	
28			
29			
30			
31			
32			
33			
34			
35			
36			
37			
38			
39			
40			
41			
42			
43			
44			
45			
46			
47			
48			
49			
50			



TMFXII-C Y-AXIS DRIVE SYSTEM B (4H 500P,6H M/C)

CX-11b

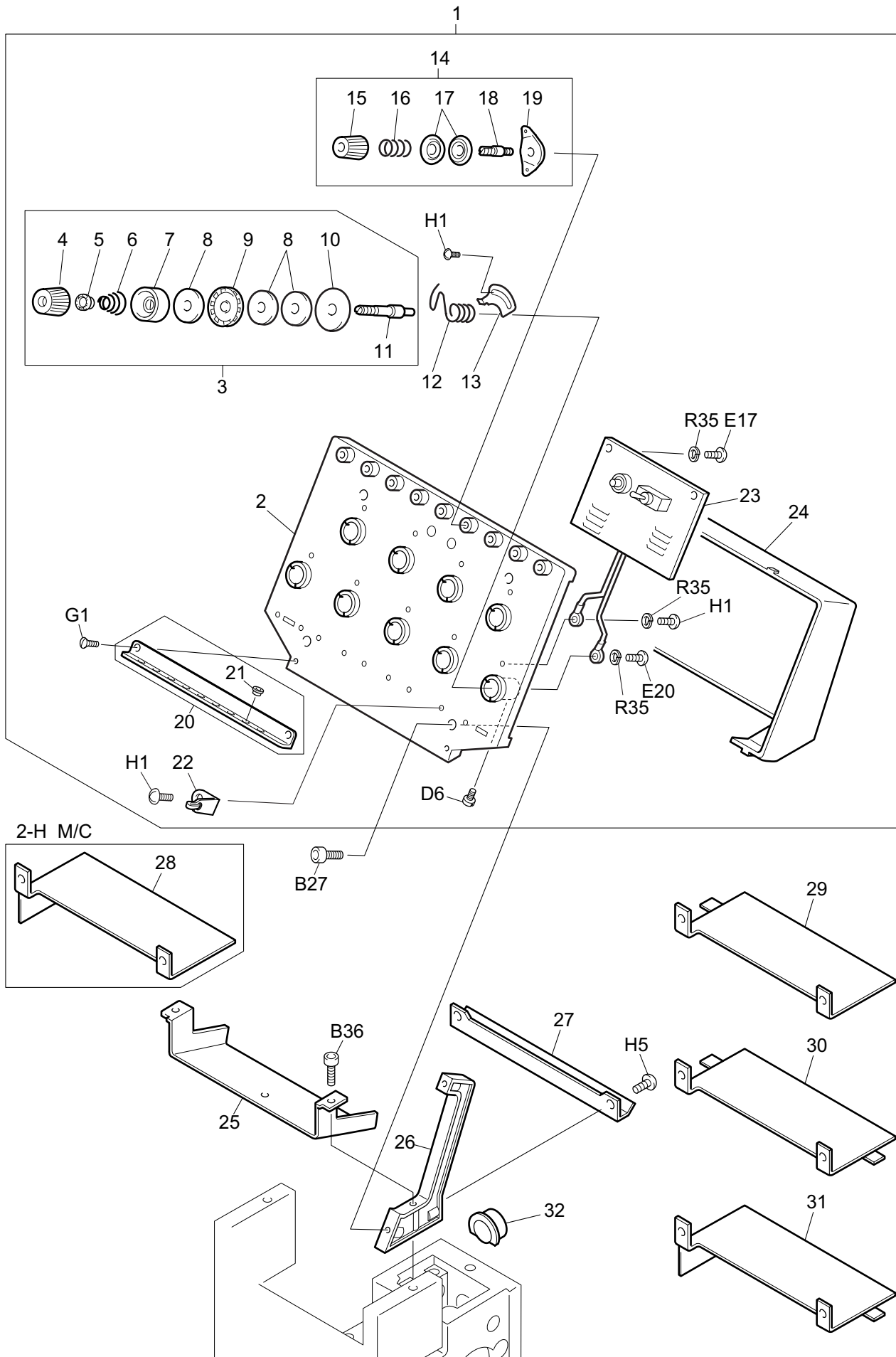
Ref.No.	Description	Part No.	Remark
1	Y-axis Frame L	CX07J1L00000	
2	Y-axis Frame R	CX07J1R00000	
3	Frame Bracket A	CX08E50A0000	
4	Frame Bracket B	CX08E60A0000	
5	Traverse Linear Way	BPLWL15C2R58	
6	Y-axis Belt Catcher	CX07H7000000	
7	Y-axis Stack Plate	CX07H8000000	
8	Y-axis Belt Presser	CX07D6000000	
9	Z-spec. Frame Stay L	CX07F7L00000	
10	Z-spec. Frame Stay R	CX07F7R00000	
11	Frame Cover C	CX07H6000000	
12	Y-axis Tension Bearing	CX07J0000000	
13	No.1 Pulley	CX07H4000000	
14	Needle Bearing	BPHK10100000	
15	Washer	BPTW10200000	
16	Tension Shaft	CX07H9000000	
17	Y-axis Timing Belt	BP025AT50250	
18	Frame Cover B	CX07B8000000	
19	Ball Bearing	BP6002ZZ0000	
20	Fixing Collar	CX0712000000	
21	No.3 Pulley	CX07H3000000	
22	Y-axis Shaft (For Pulley)	CX07C3000000	
23	Y-axis Joint	CX07C4000000	
24	Y-axis Shaft R	CX07H2R0****	
25	Split Joint	CX0784000000	
26	Pulse (Stepping) Motor	CX6404010000	
27	Y-axis Motor Plate	CX07G6000000	
28	Y-axis Shaft L	CX07H2L0****	
29			
30			
31			
32			
33			
34			
35			
36			
37			
38			
39			
40			
41			
42			
43			
44			
45			
46			
47			
48			
49			
50			



TMFXII-C AUXILIARY DRIVE SYSTEM (4H 500P,6H M/C)

CX-12

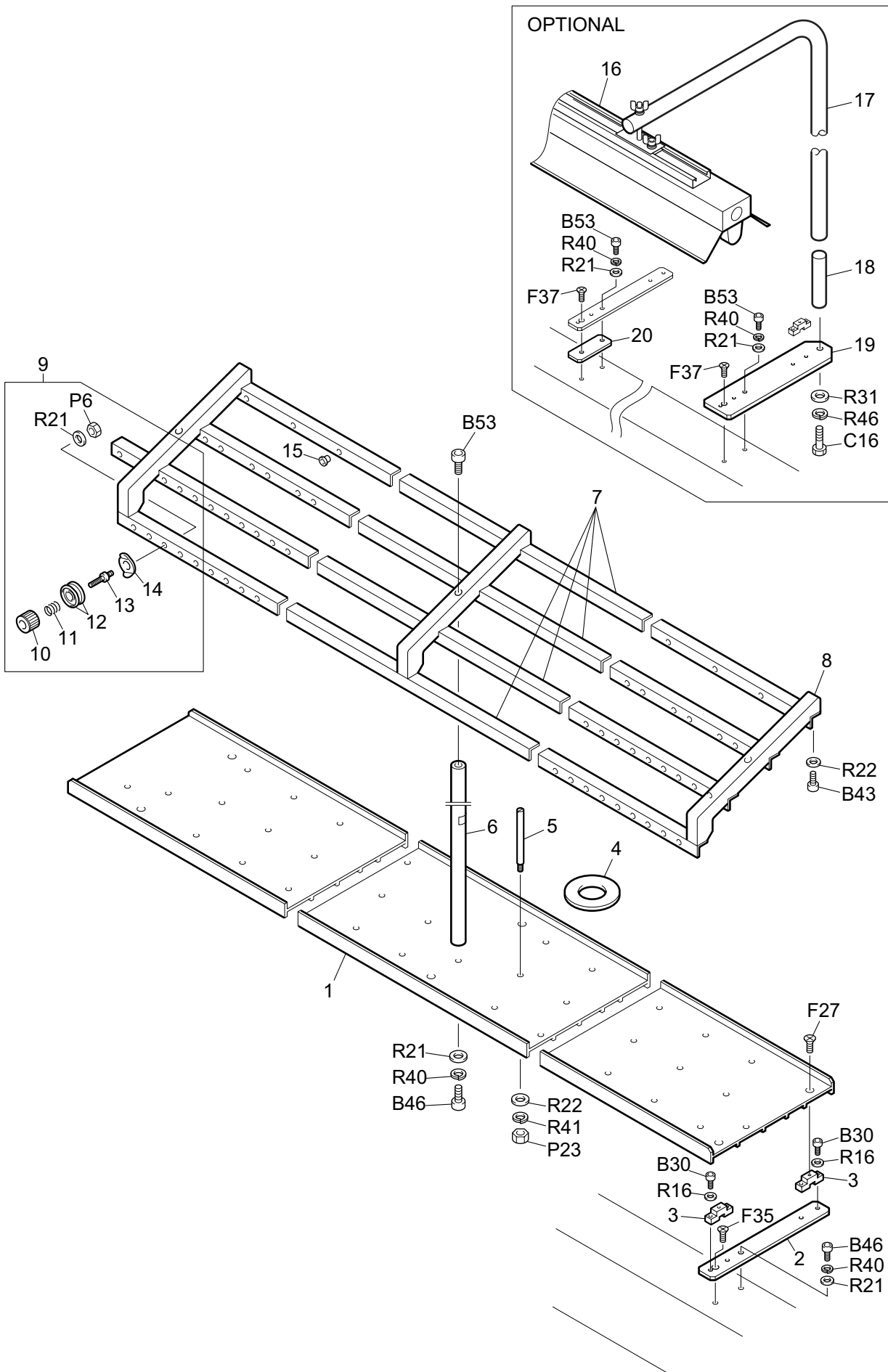
Ref.No.	Description	Part No.	Remark
1	Base	CX08J6000000	
2	Bearing Case Plate A	CX07G5000000	
3	Bearing Unit	BPUFL0020000	
4	Needle Bar Cam Tightening Collar	EF0508000000	
5	Wire-drive Pulley	CX07J2000000	
6	Base Cover	CX07G8000000	
7	Auxiliary Drive Base	CX07H0010000	
8	Slide Rail	BP330LMM2205	
9	Slide Rail Cover	CX07G9000000	
10	Connector	CX07G7000000	
11	Stopper Plate	CX07D7000000	
12	Wire Catcher Plate	CX07G2000000	
13	Auxiliary Drive Wire	CX07G4000000	
14	Wire Pulley	CX07E1000000	
15	Bearing	BP0608ZZ0000	
16	Bearing Washer	CX07D5000000	
17	Pulley Shaft	CX07G0000000	
18	Wire Cover	CX07G3000000	
19			
20			
21			
22			
23			
24			
25			
26			
27			
28			
29			
30			
31			
32			
33			
34			
35			
36			
37			
38			
39			
40			
41			
42			
43			
44			
45			
46			
47			
48			
49			
50			



TMFXII-C INDIVIDUAL TENSION BASE

CX-13

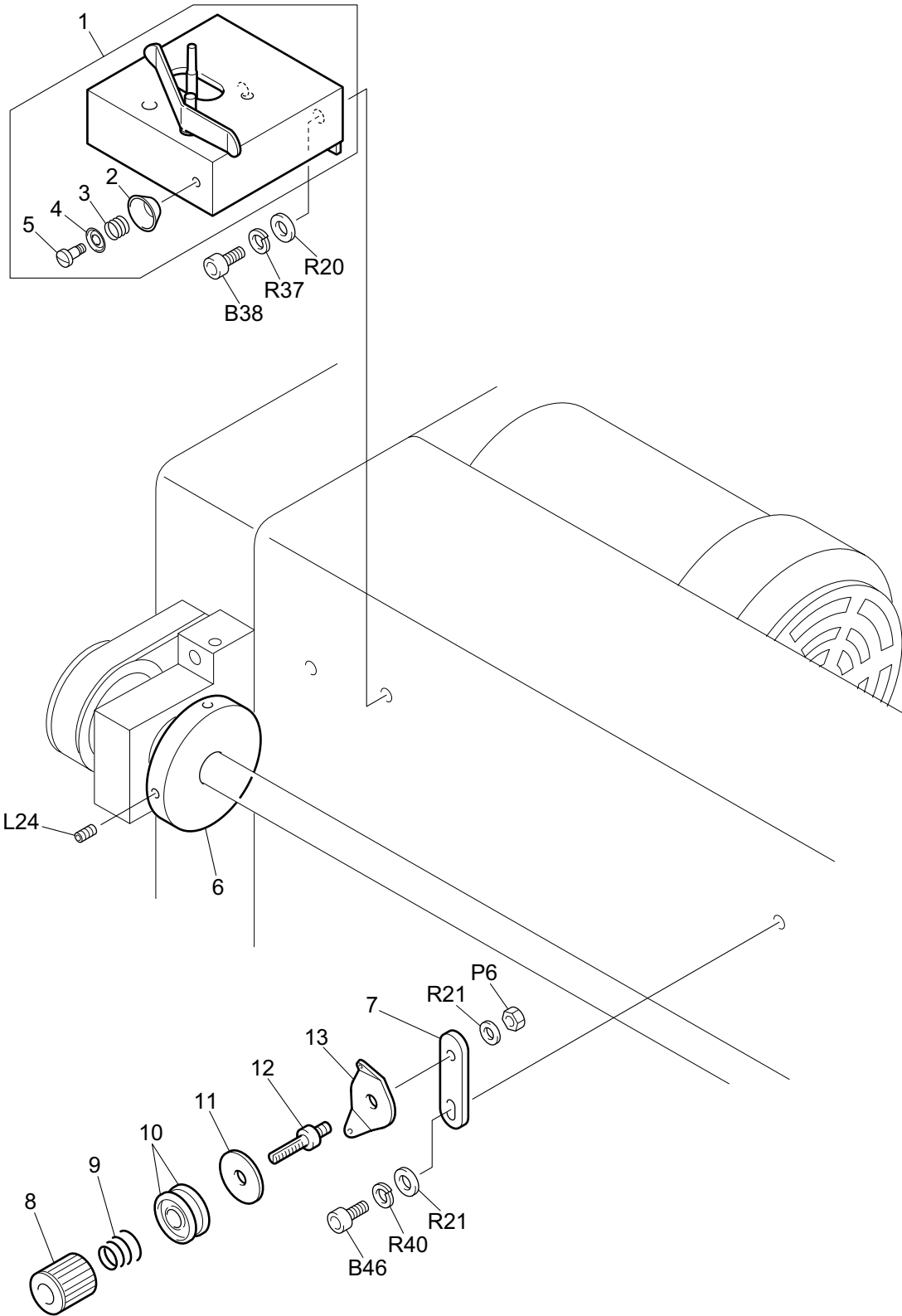
Ref.No.	Description	Part No.	Remark
1	Individual Tension Base Set	UN230024****	
2	Individual Tension Base	FX09010B####	
3	Tension Base Tension Set	UN2305000001	
4	Adjusting Screw	EF09090A0000	
5	Spring Hook	EF0910000000	
6	Tension Spring	EF0908000000	
7	Tension Collar	EF09060A0000	
8	Felt Packing	EF0904000000	
9	Rotary Tension Disk	EF0905010000	
10	Insulation Plate	EF0903000000	
11	Tension Stud	LG0923000000	
12	Thread Take-up Spring	EF0907040000	
13	Thread Breakage Detecting Contact Point	LG0916000000	
14	First Tension Set	UN150500A001	
15	First Tension Thread Spring Screw	LG09220A0000	
16	First Tension Spring B	LG0960000000	
17	First Tension Disk	LG0920000000	
18	First Tension Stud	LG0918010000	
19	First Tension Thread Course	LG0919010000	
20	Tension Base Lower Thread Guide	CX090101####	
21	Thread Guide	MX0521000000	
22	Tension Base Middle Thread Guide	LG0917020000	
23	Tension Base Card (PC Board)	MX7202010000	
24	Tension Base Cover	FX09030A####	
25	Cord Support Cover	FX09100B####	Except 1st Head
26	Tension Base Foundation Plate	EC0905000000	
27	Base Joint	CX06010A####	
28	Tension Base Cord Cover	CX06680A####	2-H M/C
29	Tension Base Cord Cover A	CX0668AA####	
29	Tension Base Cord Cover A	CX0682A0####	4-H (500P), 6-H M/C
30	Tension Base Cord Cover B	CX0668BA####	
30	Tension Base Cord Cover B	CX0682B0####	4-H (500P), 6-H M/C
31	Tension Base Cord Cover C	CX0668CA####	
31	Tension Base Cord Cover C	CX0682C0####	4-H (500P), 6-H M/C
32	Harness Guard Bushing	MX0833010000	
33			
34			
35			
36			
37			
38			
39			
40			
41			
42			
43			
44			
45			
46			
47			



TMFXII-C THREAD STAND

CX-14

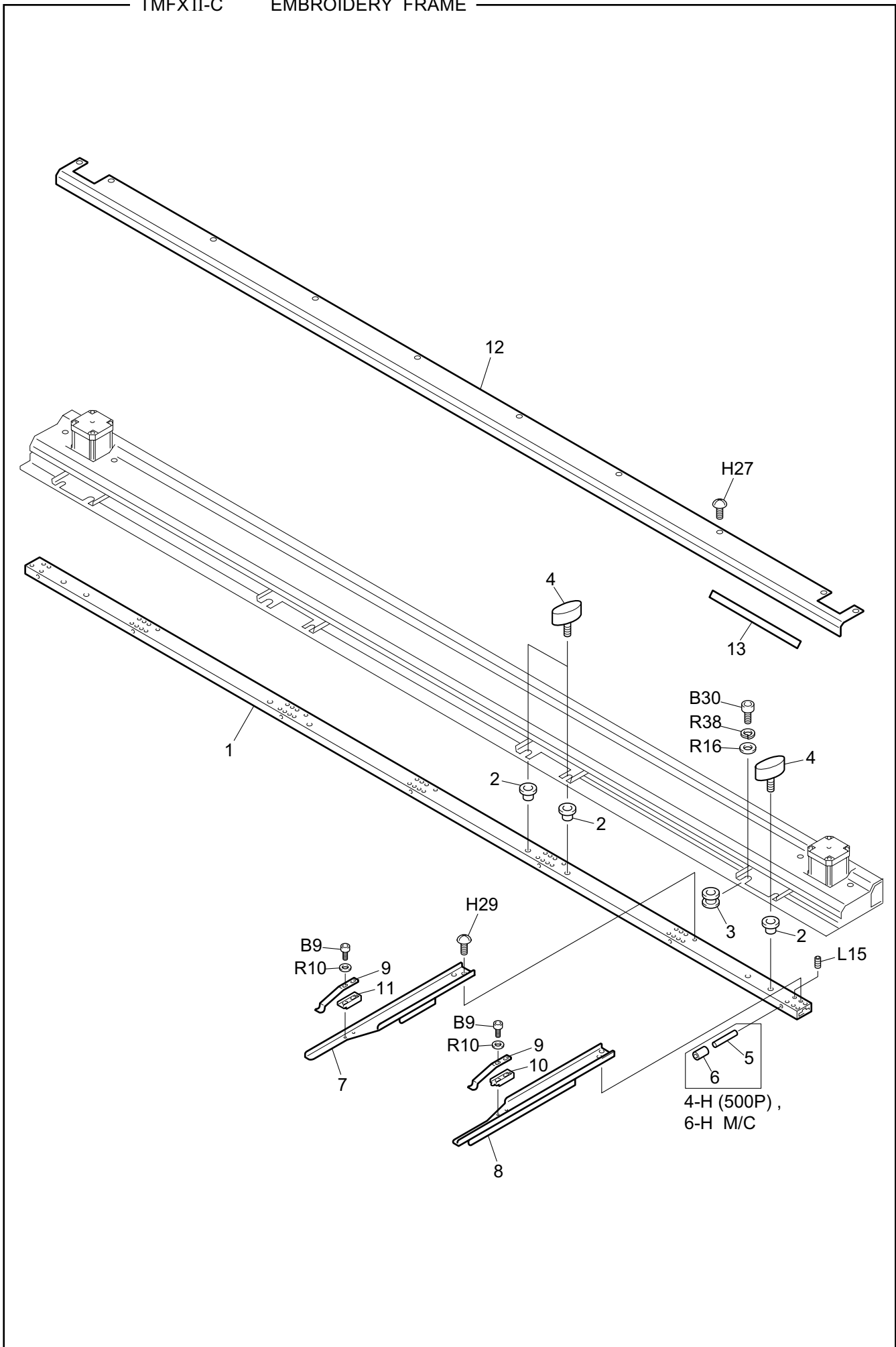
Ref.No.	Description	Part No.	Remark
1	Thread Stand Plate	CX08M801****	
2	Thread Stand Plate Stay A	CX08H8010000	240mm wide Thread Stand Plate
2	Thread Stand Plate Stay C	CX08J7010000	160mm wide Thread Stand Plate
3	Thread Stand Cushion	CX08H7000000	
4	Thread Stand Felt	EF0940000000	
5	Thread Stand Stud	EF0939010000	
6	Thread Stand Shaft B	EF0937B10000	
7	Thread Course	CX08G601****	
8	Thread Course Stay A	CX08C8A10000	12-Needle
8	Thread Course Stay B	CX08C8B10000	
9	No.1 Tension Set	UN150500B001	
10	No.1 Thread Tension Spring Screw	LG09220A0000	
11	No.1 Tension Spring B	LG0960000000	
12	No.1 Tension Disk	LG0920000000	
13	No.1 Tension Stud	EC0D30000000	
14	No.1 Tension Thread Course	LG0919010000	
15	Thread Guide A	EF0942A00000	White
15	Thread Guide B	EF0942B00000	Red
16	Fluorescent Lamp	CX7401000000	
17	Fluorescent Lamp Stand Pipe	CX7402000000	
18	Fluorescent Lamp Pipe Support	EF0813000000	
19	Fluorescent Lamp Thread Stand Stay A	CX08N0A10000	
20	Thread Stand Plate Spacer A	CX08N1A10000	
21			
22			
23			
24			
25			
26			
27			
28			
29			
30			
31			
32			
33			
34			
35			
36			
37			
38			
39			
40			
41			
42			
43			
44			
45			
46			
47			



TMFXII-C UNDER THREAD WINDER

CX-15

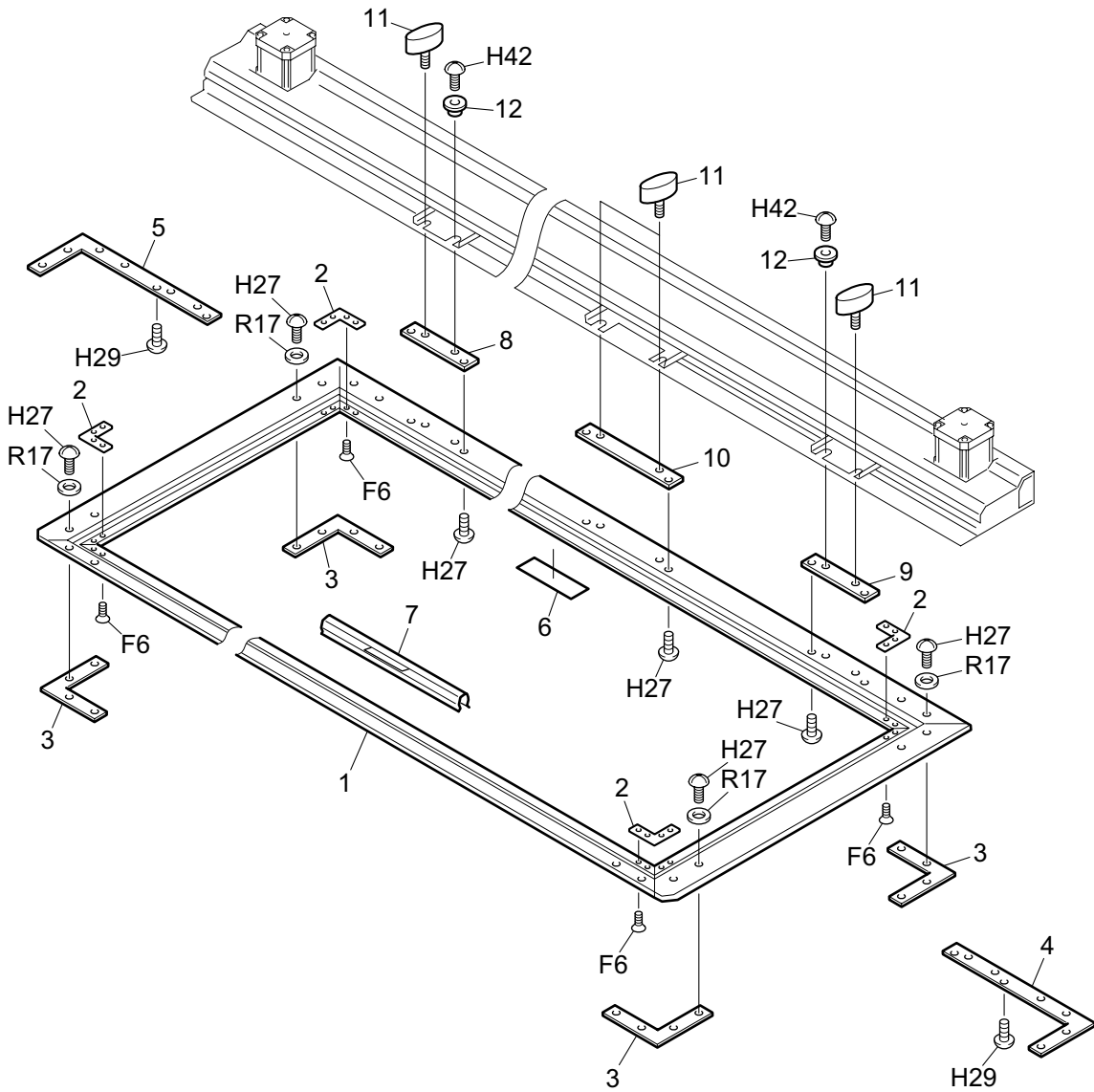
Ref.No.	Description	Part No.	Remark
1	Under Thread Winder Base Set	CX1115SB0000	
1	Under Thread Winder Base Set	CX1116S10000	4-H (500P), 6-H M/C
2	Thread Suspender Disk	EF0637000000	
3	Thread Suspender Spring	EF0639000000	
4	Thread Suspender Spring Presser	EF0638000000	
5	Thread Suspender Attaching Screw	AT2311000000	
6	Bobbin Winder Pulley	CX1102010000	
7	Thread Guide Stay	CX11010A0000	
8	Adjusting Screw	EF09090A0000	
9	Lower Thread Winding Coil Spring	CX1103000000	
10	Thread Course Tension Disk	EF0913000000	
11	Felt Packing	EF0904000000	
12	Thread Course Tension Stud	EF0914000000	
13	Thread Course Thread Guide	EF0912000000	
14			
15			
16			
17			
18			
19			
20			
21			
22			
23			
24			
25			
26			
27			
28			
29			
30			
31			
32			
33			
34			
35			
36			
37			
38			
39			
40			
41			
42			
43			
44			
45			
46			
47			
48			
49			



TMFXII-C EMBROIDERY FRAME

CX-16

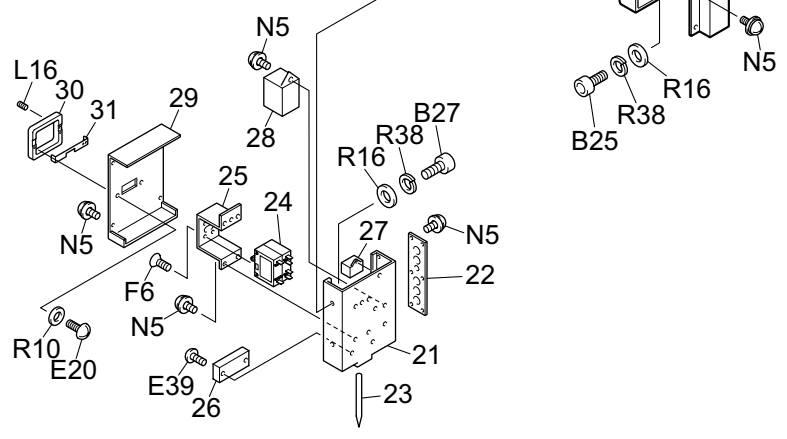
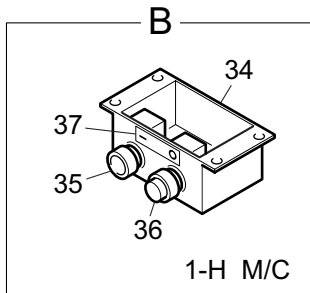
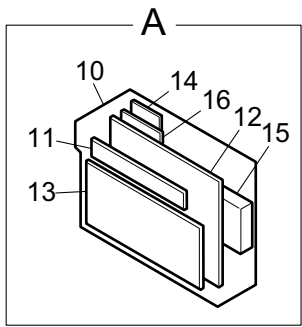
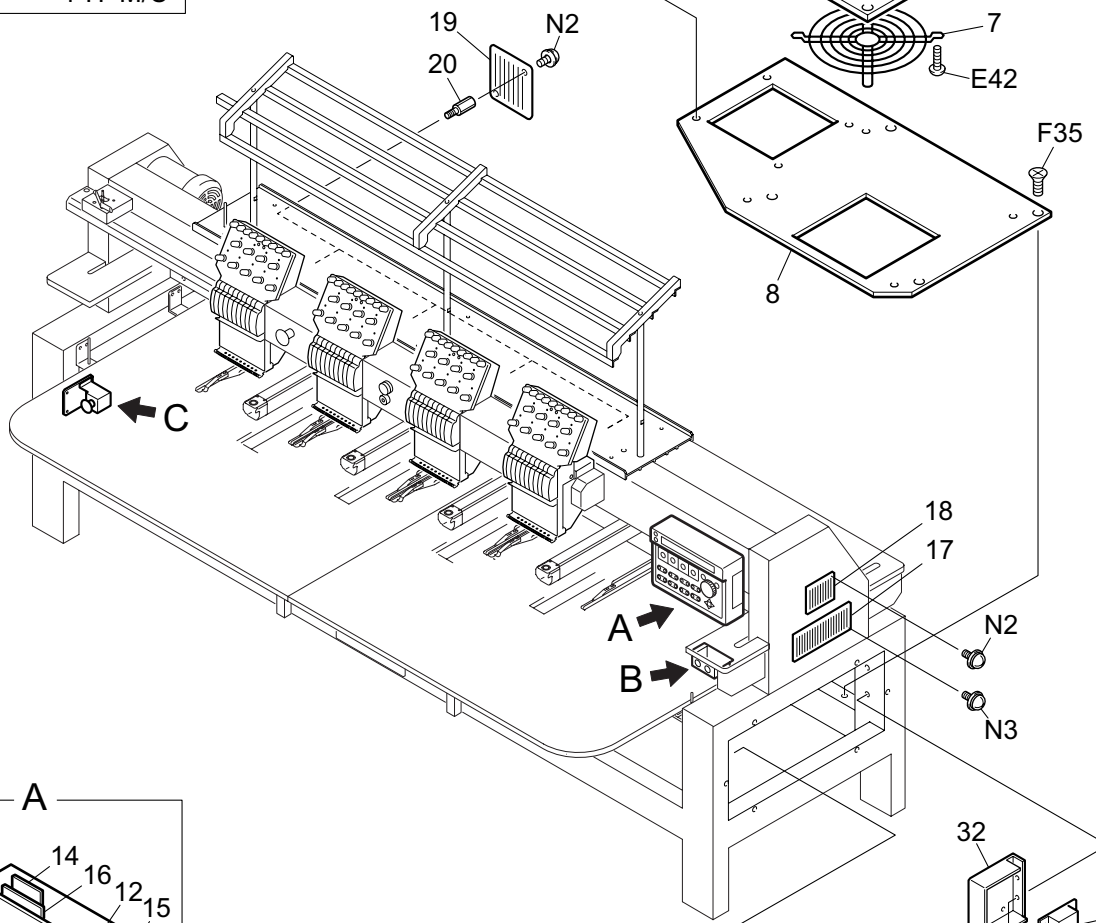
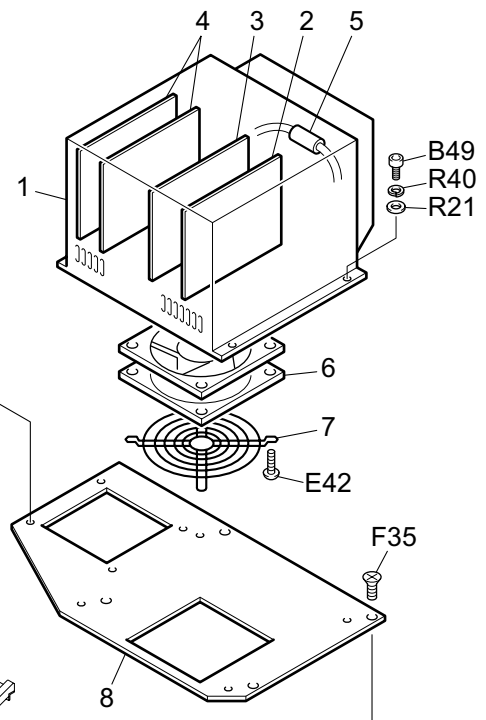
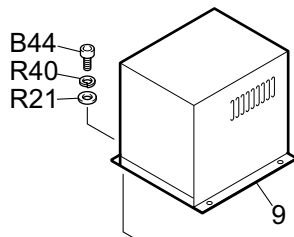
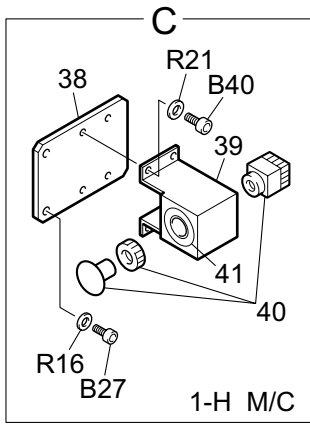
Ref.No.	Description	Part No.	Remark
1	Joint Member	CX03C101****	
1	Joint Member	CX039201****	4-H (500P), 6-H M/C
2	Positioning Collar	CX0390000000	
3	Positioning Boss	CX0391000000	
4	Locking Key	BPLS5X100000	
5	Roller Pin	CX03B8010000	4-H (500P), 6-H M/C
6	Needle Bearing	BPHK0509T200	4-H (500P), 6-H M/C
7	Holder Base L	CXL378030000	For Japan
7	Holder Base L	CX0311L00000	For Export
8	Holder Base R	CXR378030000	For Japan
8	Holder Base R	CX0311R00000	For Export
9	Frame Presser Spring	BF1318010000	For Japan
9	Frame Presser Spring B	CX0310000000	For Export
10	Positioning Plate A	BF1321A00000	
11	Positioning Plate B	BF1321B00000	
12	Z-spec. Frame Cover	CX07F301****	
12	Z-spec. Frame Cover	CX07F801****	4-H (500P), 6-H M/C
13	Traverse Scale	CX07A3000000	
14			
15			
16			
17			
18			
19			
20			
21			
22			
23			
24			
25			
26			
27			
28			
29			
30			
31			
32			
33			
34			
35			
36			
37			
38			
39			
40			
41			
42			
43			
44			
45			



TMFXII-C BORDER FRAME (OPTION)

CX-17

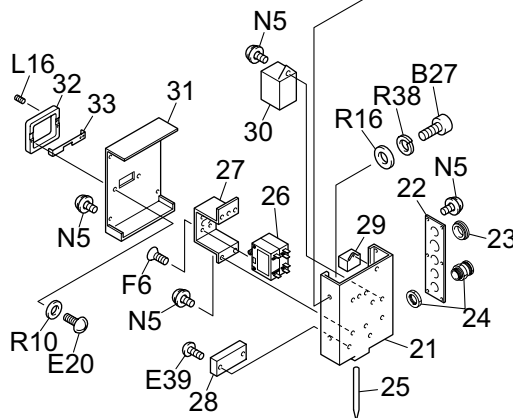
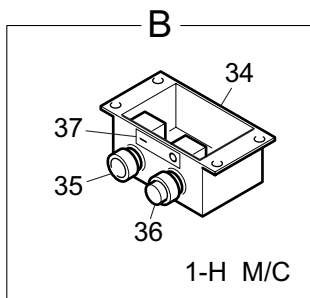
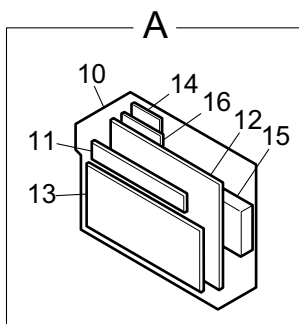
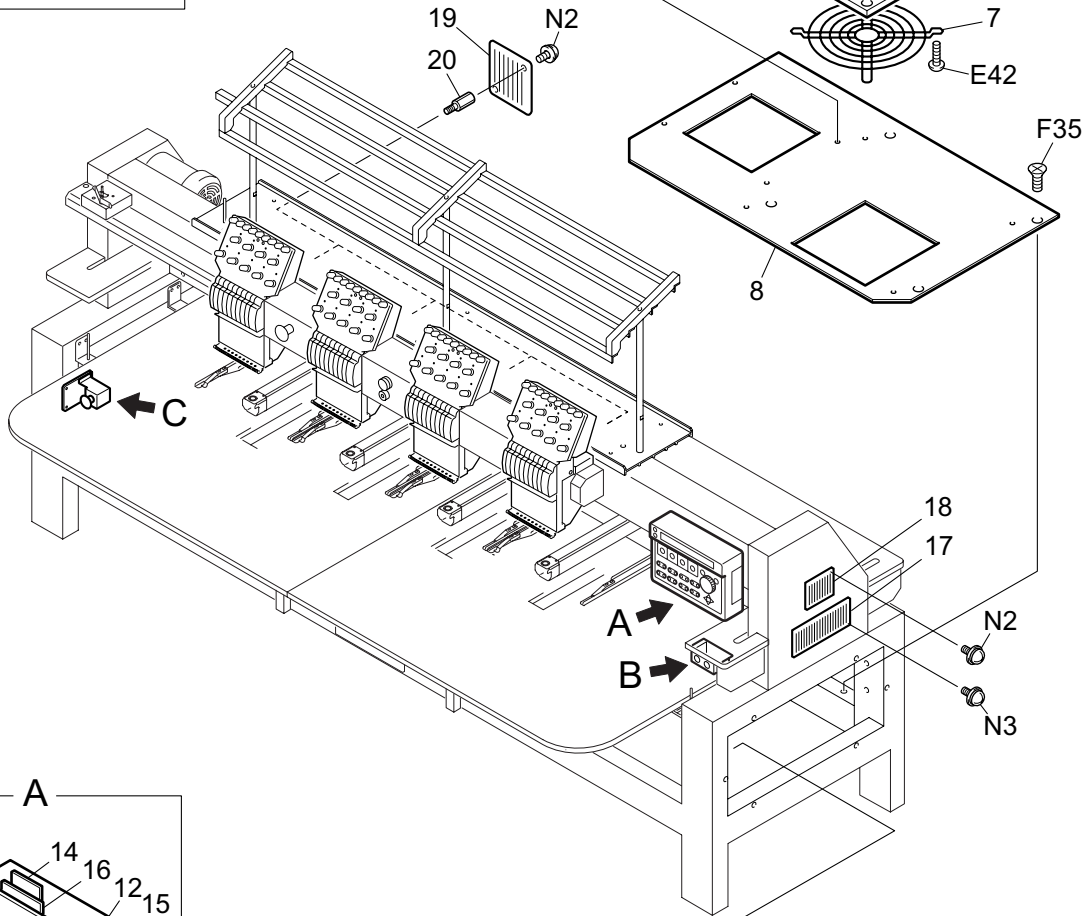
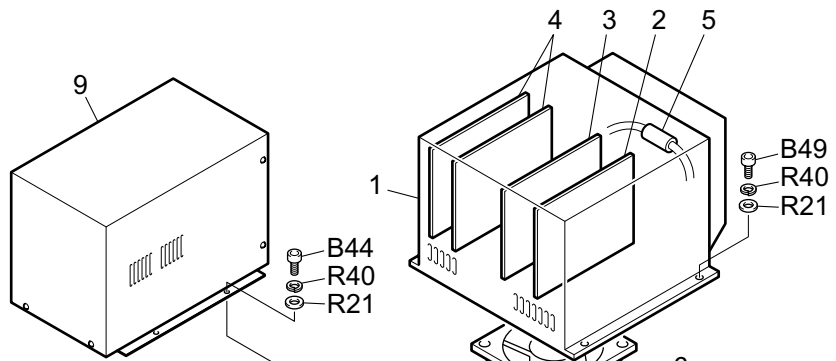
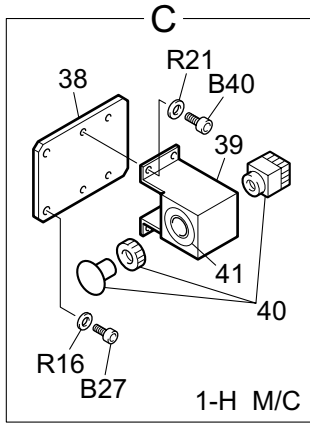
Ref.No.	Description	Part No.	Remark
1	Border Frame	CX03C000****	
1	Border Frame	CX039800****	4-H (500P), 6-H M/C
2	Border Frame L-plate	CX0302010000	
3	Frame Corner	CX03C3000000	
4	Reinforcing Corner A	CX03B7000000	4-H (500P), 6-H M/C
5	Reinforcing Corner B	CX03C2000000	4-H (500P), 6-H M/C
6	Border Felt	CX0386000000	
7	Border Frame Clip	EF030700****	
8	Border Frame Spacer AL	CX0395L00000	
9	Border Frame Spacer AR	CX0395R00000	
10	Border Frame Spacer C	CX03B4000000	
11	Locking Key	BPLS5X100000	
12	Positioning Washer	CX0397000000	
13			
14			
15			
16			
17			
18			
19			
20			
21			
22			
23			
24			
25			
26			
27			
28			
29			
30			
31			
32			
33			
34			
35			
36			
37			
38			
39			
40			
41			
42			
43			
44			
45			
46			
47			
48			
49			



TMFXII-C ELECTRIC PARTS

CX-18

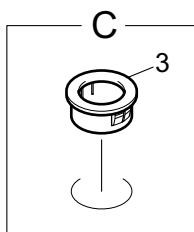
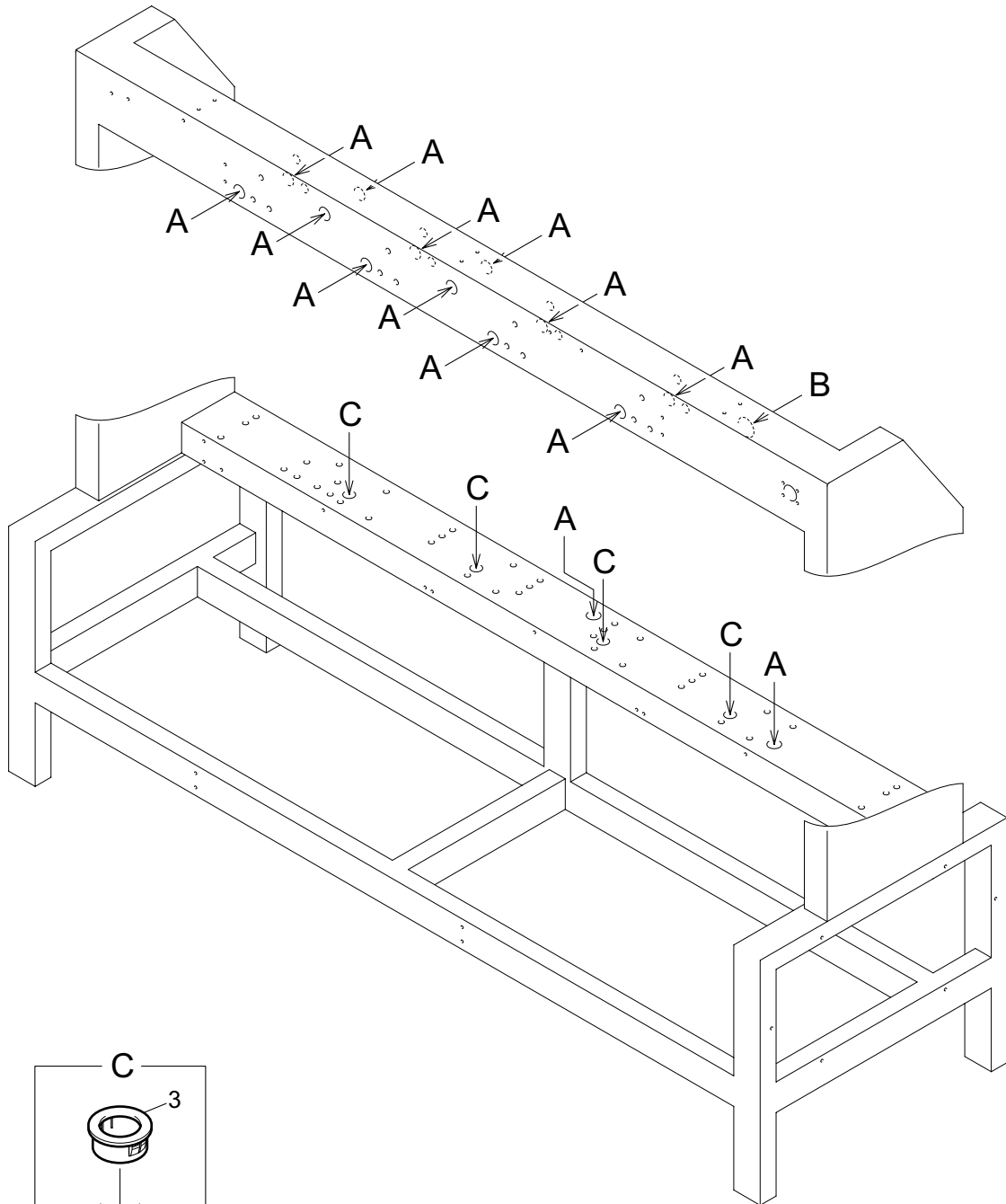
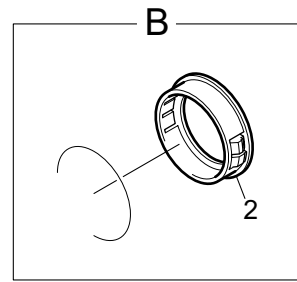
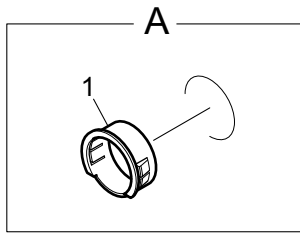
Ref.No.	Description	Part No.	Remark
1	Power Supply Driver Box	CX5600A40000	
2	Power Supply Card	CX5601040000	
3	Main Shaft Driver	CX5602A70000	
4	X/Y-Axis Driver	CX5609040000	
5	Clamp Filter	PB000500FM00	
6	Fan	PB000900BF00	
7	Finger Guard	PB001300BF00	
8	Transformer Plate	CX08D90A0000	350-440 VAC Specification M/C
8	Fluorescent Lamp Transformer Plate	CX08N2000000	220-240V M/C with fluo.lamps
9	Separate Transformer	PA6016000000	350-440 VAC Specification M/C
9	Fluorescent Lamp Transformer Unit	PA6012000000	220-240V M/C with fluo.lamps
10	Controller	MX5100B30000	
11	FIP (Indicator Assembly)	PB001100LP00	
12	CPU Card	MX5101A50000	
13	Switch Card	MX5102000000	
14	Memory Card	MX5103010000	Optional
15	Floppy Disk Drive	PB000800RE00	
16	Memory Adapter Card	MX5106000000	
17	Joint Card (PC Board)	MX6101000000	
18	Color Change Card	MX7101A70000	
19	Head Card	MX6104000000	
20	Card Stud	CX0853000000	
21	Breaker Bracket	CX08J1010000	
22	Breaker Panel	CX08J1410000	
23	Grounding Bar	PB000500WA00	
24	Circuit Protector	PB002700KA00	1-Phase Spec. M/C
24	Circuit Protector	PB002800KA00	3-Phase Spec. M/C
25	Breaker Stand	CX08J1210000	1-Phase Spec. M/C
25	Breaker Stand	CX08J1310000	3-Phase Spec. M/C
26	Terminal Base	PB000900TB00	
27	Surge Protector	PB001300RS00	1-Phase Spec. M/C
27	Surge Protector	PB001400RS00	3-Phase Spec. M/C
28	Noise Filter	PB000800FM00	1-Phase Spec. M/C
29	Breaker Cover	CX08J1110000	
30	Switch Guard	CX08J1510000	
31	Breaker Lcok	CX08J1800000	1-Phase Spec. M/C
31	Breaker Lcok	CX08J1700000	3-Phase Spec. M/C
32	Noise Filter Setting Plate	CX08J1610000	3-Phase Spec. M/C
33	Noise Filter	PB000700FM00	3-Phase Spec. M/C
34	Switch Box	CX5801000000	
35	Switch (Start)	PB001100SP00	
36	Switch (Stop)	PB001200SP00	
37	Start/Stop Switch Seal	PB002500SP00	
38	Emergency Stop SW Box Attaching Plate	CX0893000000	
39	Emergency Stop Switch Box	EN5800030000	
40	Push-button Switch	PB0019D0SP00	
41	Push-botton Switch Emergency Stop Plate	PB0019C0SP00	
42			
43			
44			



TMFXII-C(UL) ELECTRIC PARTS

CX-18

Ref.No.	Description	Part No.	Remark
1	Power Supply Driver Box	CX5600A40000	
2	Power Supply Card	CX5601040000	
3	Main Shaft Driver	CX5602A70000	
4	X/Y-Axis Driver	CX5609040000	
5	Clamp Filter	PB000500FM00	
6	Fan	PB000900BF00	
7	Finger Guard	PB001300BF00	
8	Transformer Plate	CX08U5000000	
9	Separate Transformer Unit	PA6013000000	
10	Controller	MX5100B30000	
11	FIP (Indicator Assembly)	PB001100LP00	
12	CPU Card	MX5101A50000	
13	Switch Card	MX5102000000	
14	Memory Card	MX5103010000	Optional
15	Floppy Disk Drive	PB000800RE00	
16	Memory Adapter Card	MX5106000000	
17	Joint Card (PC Board)	MX6101000000	
18	Color Change Card	MX7101A70000	
19	Head Card	MX6104000000	
20	Card Stud	CX0853000000	
21	Breaker Bracket	CX08J1010000	
22	Breaker Panel	CX08U1400000	
23	Grommet	PB005300EB00	
24	Super Lock	PB005600EB00	
25	Grounding Bar	PB000500WA00	
26	Circuit Protector	PB002700KA00	
27	Breaker Stand	CX08J1210000	
28	Terminal Base	PB000900TB00	
29	Surge Protector	PB0013A0RS00	
30	Noise Filter	PB000800FM00	
31	Breaker Cover	CX08J1110000	
32	Switch Guard	CX08J1510000	
33	Breaker Lock	CX08J1800000	
34	Switch Box	CX5801000000	
35	Switch (Start)	PB001100SP00	
36	Switch (Stop)	PB001200SP00	
37	Start/Stop Switch Seal	PB002500SP00	
38	Emergency Stop SW Box Attaching Plate	CX0893000000	
39	Emergency Stop Switch Box	EN5800030000	
40	Push-button Switch	PB0019D0SP00	
41	Push-button Switch Emergency Stop Plate	PB0019C0SP00	
42			
43			
44			
45			
46			
47			
48			
49			
50			



TMFXII-C(UL) WIRING BUSHINGS

CX-19

Ref.No.	Description	Part No.	Remark
1	Harness Guard Bushing	MX0833010000	
2	One-touch Bushing	BPNB35000000	
3	One-touch Bushing	BPNB19000000	
4			
5			
6			
7			
8			
9			
10			
11			
12			
13			
14			
15			
16			
17			
18			
19			
20			
21			
22			
23			
24			
25			
26			
27			
28			
29			
30			
31			
32			
33			
34			
35			
36			
37			
38			
39			
40			
41			
42			
43			
44			
45			
46			
47			
48			
49			
50			

No.	Part No.	Remark	No.	Part No.	Remark
A	Flat Fillister Head Screw		B17	SS6203180TN0	M3*18
A1	SM15015450CN	1/8*44*5	B18	SS6203200TD0	M3*20
A2	SM15015455CN	1/8*44*5.5	B19	SS6203200TN0	M3*20
A3	SM15015460CN	1/8*44*6	B20	SS6203250TN0	M3*25
A4	SM16515530CN	9/64*40*3	B21	SS6204050TD0	M4*5
A5	SM14020540CN	9/64*40*4	B22	SS6204050TN0	M4*5
A6	SM16516540SA	9/64*40*4	B23	SS6204060TN0	M4*6
A7	SM17010540CN	9/64*40*4	B24	SS6204080TD0	M4*8
A8	SM1E515550CN	9/64*40*5	B25	SS6204080TN0	M4*8
A9	SM14020560CN	9/64*40*6	B26	SS6204100TD0	M4*10
A10	SM15525560CN	9/64*40*6	B27	SS6204100TN0	M4*10
A11	SM15526570CN	9/64*40*7	B28	SS6204120TD0	M4*12
A12	SM15020580CN	9/64*40*8	B29	SS6204120TN0	M4*12
A13	SM15530580CN	9/64*40*8	B30	SS6204150TN0	M4*15
A14	SM16025580CN	9/64*40*8	B31	SS6204180TN0	M4*18
A15	SM150205A0CN	9/64*40*10	B32	SS6204200TD0	M4*20
A16	SM150205C0CN	9/64*40*12	B33	SS6204200TN0	M4*20
A17	SM150205F0CN	9/64*40*15	B34	SS6204250TN0	M4*25
A18	SM15422643TN	11/64*40*4.3	B35	SS6204250TN1	M4*25
A19	SM17017670CN	11/64*40*7	B36	SS6204300TN0	M4*30
A20	SM1C035675CN	11/64*40*7.5	B37	SS6204350TN0	M4*35
A21	SM10825690SH	11/64*40*9	B38	SS6204400TN0	M4*40
A22	SM146266B5CN	11/64*40*11.5	B39	SS6204450TN0	M4*45
A23	SM172316C0CN	11/64*40*12	B40	SS6205060TN0	M5*6
A24	SS6003080SC0	M3*8	B41	SS6205080TD0	M5*8
A25	SS6003080SD0	M3*8	B42	SS6205080TN0	M5*8
A26	SS6003100CC0	M3*10	B43	SS6205100TD0	M5*10
A27	SS6004100SC0	M4*10	B44	SS6205100TN0	M5*10
			B45	SS6205100TP0	M5*10
			B46	SS6205120TN0	M5*12
			B47	SS6205140TN0	M5*14
			B48	SS6205150TD0	M5*15
			B49	SS6205150TN0	M5*15
B	Hexagon Socket Head Cap Screw		B50	SS6205160TN0	M5*16
B1	SS6202080TD0	M2*8	B51	SS6205180TN0	M5*18
B2	SS6202100TD0	M2*10	B52	SS6205200TD0	M5*20
B3	SS6276050TN0	M2.6*5	B53	SS6205200TN0	M5*20
B4	SS6203030TN0	M3*3	B54	SS6205220TN0	M5*22
B5	SS6203040TN0	M3*4	B55	SS6205230TN0	M5*23
B6	SS6203050TN0	M3*5	B56	SS6205250TN0	M5*25
B7	SS6203060TD0	M3*6	B57	SS6205300TN0	M5*30
B8	SS6203060TN0	M3*6	B58	SS6205350TN0	M5*35
B9	SS6203080TD0	M3*8	B59	SS6205350TN1	M5*35
B10	SS6203080TN0	M3*8	B60	SS6205500TN0	M5*50
B11	SS6203100TD0	M3*10	B61	SS6205500TN1	M5*50
B12	SS6203100TN0	M3*10	B62	SS6205550TN0	M5*55
B13	SS6203120TN0	M3*12	B63	SS6205600TN0	M5*60
B14	SS6203150TD0	M3*15	B64	SS6205600TN1	M5*60
B15	SS6203150TN0	M3*15	B65	SS6206080TN0	M6*8
B16	SS6203160TN0	M3*16	B66	SS6206090TN0	M6*9

B.C.D.E

No.	Part No.	Remark	No.	Part No.	Remark
<i>B</i>	Hexagon Socket Head Cap Screw		<i>C10</i>	SS9306500SD0	M6*50
<i>B67</i>	SS6206100TN0	M6*10	<i>C11</i>	SS9306550SD0	M6*55
<i>B68</i>	SS6206120TN0	M6*12	<i>C12</i>	SS9306650SD0	M6*65
<i>B69</i>	SS6206150TN0	M6*15	<i>C13</i>	SS9306750SC0	M6*75
<i>B70</i>	SS6206180TN0	M6*18	<i>C14</i>	SS9308150TN0	M8*15
<i>B71</i>	SS6206200TN0	M6*20	<i>C15</i>	SS9308180TN0	M8*18
<i>B72</i>	SS6206250TN0	M6*25	<i>C16</i>	SS9310300TN0	M10*30
<i>B73</i>	SS6206300TN0	M6*30	<i>C17</i>	SS9310350SC0	M10*35
<i>B74</i>	SS6206350TN0	M6*35	<i>C18</i>	SS9310350TN0	M10*35
<i>B75</i>	SS6206400TN0	M6*40	<i>C19</i>	SS9310400SC1	M10*40
<i>B76</i>	SS6206450TN0	M6*45	<i>C20</i>	SS9312500TN0	M12*50
<i>B77</i>	SS6206450TN1	M6*45			
<i>B78</i>	SS6206500TN1	M6*50			
<i>B79</i>	SS6206650TN0	M6*65			
<i>B80</i>	SS6506750TN1	M6*75			
<i>B81</i>	SS6206800TN1	M6*80			
<i>B82</i>	SS6206A00TN0	M6*100	<i>D</i>	Round Fillister Head Screw	
<i>B83</i>	SS6208120TN0	M8*12	<i>D1</i>	SM66514540CL	9/64*40*4
<i>B84</i>	SS6208150TN0	M8*15	<i>D2</i>	SM66015550CL	9/64*40*5
<i>B85</i>	SS6208150TP0	M8*15	<i>D3</i>	SM66015550CN	9/64*40*5
<i>B86</i>	SS6208200TN0	M8*20	<i>D4</i>	SM67018550CN	9/64*40*5
<i>B87</i>	SS6208250TN0	M8*25	<i>D5</i>	SM67020550CN	9/64*40*5
<i>B88</i>	SS6208300TN0	M8*30	<i>D6</i>	SM66015560CL	9/64*40*6
<i>B89</i>	SS6208350TN0	M8*35	<i>D7</i>	SM66015560CN	9/64*40*6
<i>B90</i>	SS6208400TN0	M8*40	<i>D8</i>	SM67020560CL	9/64*40*6
<i>B91</i>	SS6208400TN1	M8*40	<i>D9</i>	SM67020560CN	9/64*40*6
<i>B92</i>	SS6208450TN0	M8*45	<i>D10</i>	SM65817568CN	9/64*40*6.8
<i>B93</i>	SS6208450TN1	M8*45	<i>D11</i>	SM67020580CN	9/64*40*8
<i>B94</i>	SS6208500TN0	M8*50	<i>D12</i>	SM660255A0CN	9/64*40*10
<i>B95</i>	SS6208600TN0	M8*60	<i>D13</i>	SM670205C0CN	9/64*40*12
<i>B96</i>	SS6208700TN0	M8*70	<i>D14</i>	SM67015660CL	11/64*40*6
<i>B97</i>	SS6210250TN0	M10*25	<i>D15</i>	SM67010665CL	11/64*40*6.5
<i>B98</i>	SS6210300TN0	M10*30	<i>D16</i>	SM675306C0CN	11/64*40*12
<i>B99</i>	SS6210400TN0	M10*40	<i>D17</i>	SM675256F0CN	11/64*40*15
<i>B100</i>	SS6212300TN0	M12*30	<i>D18</i>	SM69065CQ5CN	9/32*28*24.5
			<i>D19</i>	SS7003050SD0	M3*5
<i>C</i>	Hexagon Bolt				
<i>C1</i>	SS9303060SD0	M3*6	<i>E</i>	Pan Head Screw	
<i>C2</i>	SS9304080SD0	M4*8	<i>E1</i>	SS4164014MZ0	M1.4*1.4
<i>C3</i>	SS9305100SD0	M5*10	<i>E2</i>	SS4102030MZ0	M2*3
<i>C4</i>	SS9305150SC0	M5*15	<i>E3</i>	SS4102040MZ0	M2*4
<i>C5</i>	SS9305150SD0	M5*15	<i>E4</i>	SS4102080MZ0	M2*8
<i>C6</i>	SS9305200SD0	M5*20	<i>E5</i>	SS4175030MZ0	M2.5*3
<i>C7</i>	SS9306150SC0	M6*15	<i>E6</i>	SS4175040MZ0	M2.5*4
<i>C8</i>	SS9306450SD0	M6*45	<i>E7</i>	SS4175050MZ0	M2.5*5
<i>C9</i>	SS9306500SC0	M6*50	<i>E8</i>	SS4175080MZ0	M2.5*8

No.	Part No.	Remark	No.	Part No.	Remark
E	Pan Head Screw				
E9	SS4175130MZ0	M2.5*13			
E10	SS4175130SD0	M2.5*13			
E11	SS4103030MZ0	M3*3	F	Countersunk Head Screw	
E12	SS4103030SD0	M3*3	F1	SMA55005A0CN	9/64*40*10
E13	SS4103040CD0	M3*4	F2	SMB7000680CN	11/64*40*8
E14	SS4103040MZ0	M3*4	F3	SS1102060SD0	M2*6
E15	SS4103040SD0	M3*4	F4	SS1103040MZ0	M3*4
E16	SS4103050MZ0	M3*5	F5	SS1103040SD0	M3*4
E17	SS4103050SD0	M3*5	F6	SS1103050SD0	M3*5
E18	SS4103060MZ0	M3*6	F7	SS1003060SD0	M3*6
E19	SS4103060SA0	M3*6	F8	SS1103060MZ0	M3*6
E20	SS4103060SD0	M3*6	F9	SS1103060SD0	M3*6
E21	SS4103080MZ0	M3*8	F10	SS1103070SD0	M3*7
E22	SS4103080SA0	M3*8	F11	SS1003080SD0	M3*8
E23	SS4103080SD0	M3*8	F12	SS1103080MZ0	M3*8
E24	SS4103100SC1	M3*10	F13	SS1103080SC0	M3*8
E25	SS4103100SD0	M3*10	F14	SS1103080SD0	M3*8
E26	SS4103120MZ0	M3*12	F15	SS1103080SN0	M3*8
E27	SS4103120SD0	M3*12	F16	SS1103100SD0	M3*10
E28	SS4103140SA0	M3*14	F17	SS1103120MZ0	M3*12
E29	SS4103140SD0	M3*14	F18	SS1103120SD0	M3*12
E30	SS4103150SD0	M3*15	F19	SS1103150MZ0	M3*15
E31	SS4103400SD1	M3*40	F20	SS1103160SD0	M3*16
E32	SS4103500SD1	M3*50	F21	SS1104050SD0	M4*5
E33	SS4104040SD0	M4*4	F22	SS1104060SD0	M4*6
E34	SS4104050SD0	M4*5	F23	SS1104080MZ0	M4*8
E35	SS4104060MZ0	M4*6	F24	SS1104080SD0	M4*8
E36	SS4104060SD0	M4*6	F25	SS1104100MZ0	M4*10
E37	SS4104080SD0	M4*8	F26	SS1104100SD0	M4*10
E38	SS4104100SD0	M4*10	F27	SS1104120SD0	M4*12
E39	SS4104120SD0	M4*12	F28	SS1104140SD0	M4*14
E40	SS4104150SD0	M4*15	F29	SS1104150SD0	M4*15
E41	SS4104180SD0	M4*18	F30	SS1104200SD0	M4*20
E42	SS4104300SD0	M4*30	F31	SS1104220SD0	M4*22
E43	SS4104500SD0	M4*50	F32	SS1104250SD0	M4*25
E44	SS4104600SD1	M4*60	F33	SS1105060SD0	M5*6
E45	SS4105060SD0	M5*6	F34	SS1105080SD0	M5*8
E46	SS4105070SD0	M5*7	F35	SS1105100SD0	M5*10
E47	SS4105080SD0	M5*8	F36	SS1105120SD0	M5*12
E48	SS4105100MZ0	M5*10	F37	SS1105150SD0	M5*15
E49	SS4105100SD0	M5*10	F38	SS1105300SD0	M5*30
E50	SS4105120SD0	M5*12	F39	SS1105350SD0	M5*35
E51	SS4105300SD1	M5*12	F40	SS1106150SC0	M6*15
E52	SS4105150SD0	M5*15	F41	SS1106150SD0	M6*15
E53	SS4105450SD1	M5*45	F42	SS1106350SD0	M6*35
E54	SS4105500SD1	M5*50	F43	SS1108120SD0	M8*12
E55	SS4105600SD1	M5*60	F44	SS1108700TN0	M8*70

G.H.J.K

No.	Part No.	Remark	No.	Part No.	Remark
G	Round Countersunk Head Screw		H36	SS0105050SD0	M5*5
G1	SMC5000460CL	1/8*44*6	H37	SS0105060SD0	M5*6
G2	SMC5000530CL	9/64*40*3	H38	SS0105065SD0	M5*6.5
G3	SMC5000535CL	9/64*40*3.5	H39	SS0105070SD0	M5*7
G4	SMC5000540CL	9/64*40*4	H40	SS0105080SD0	M5*8
G5	SMC5000560CL	9/64*40*6	H41	SS0105100CB0	M5*10
G6	SMC5000570CL	9/64*40*7	H42	SS0105100SD0	M5*10
G7	SMC5000595CL	9/64*40*9.5	H43	SS0105120SD0	M5*12
G8	SMC50005C0CL	9/64*40*12	H44	SS0105150SD0	M5*15
			H45	SS0105200SD0	M5*20
			H46	SS0105250SD0	M5*25
			H47	SS0106080SD0	M6*8
			H48	SS0106100SD0	M6*10
			H49	SS0106220SD0	M6*22
H	Truss Head Screw		H50	SS0106250SD0	M6*25
H1	SMF6016470CL	1/8*44*7	H51	SS0106350SD0	M6*35
H2	SMF8020530CL	9/64*40*3.5	H52	SS0106400SD0	M6*40
H3	SMF8020540CL	9/64*40*4			
H4	SME9510540CM	9/64*40*4			
H5	SMF8020560CL	9/64*40*6			
H6	SMF8020580CL	9/64*40*8			
H7	SS0175030MZO	M2.5*3			
H8	SS0175030SD0	M2.5*3	J	Round Head Screw	
H9	SS0175040MZO	M2.5*4	J1	SS3102030MZO	M2*3
H10	SS0175040SA0	M2.5*4	J2	SS3103080SD0	M3*8
H11	SS0175040SD0	M2.5*4	J3	SS3103080SE0	M3*8
H12	SS0103030MZO	M3*3	J4	SS3103100MZO	M3*10
H13	SS0103030SD0	M3*3			
H14	SS0103040SD0	M3*4			
H15	SS0103050MZO	M3*5			
H16	SS0103050SD0	M3*5			
H17	SS0103060MZO	M3*6			
H18	SS0103060SD0	M3*6	K	Slotted Set Screw	
H19	SS0103060SA0	M3*6	K1	SMK0000435CN	1/8*44*3.5
H20	SS0103080SD0	M3*8	K2	SMK0000560CN	9/64*40*6
H21	SS0103080SA0	M3*8	K3	SMK0000625CN	11/64*40*2.5
H22	SS0103100MZO	M3*10	K4	SMK0000635CN	11/64*40*3.5
H23	SS0103100SD0	M3*10	K5	SMK0000640CN	11/64*40*4
H24	SS0103200SD0	M3*20	K6	SMK0000650CN	11/64*40*5
H25	SS0104050SD0	M4*5	K7	SMK0000A50CN	15/64*28*5
H26	SS0104060MZO	M4*6	K8	SMK0000AA0CN	15/64*28*10
H27	SS0104060SD0	M4*6	K9	SMK0000AF0CN	15/64*28*15
H28	SS0104080MZO	M4*8	K10	SMK0000AH0CN	15/64*28*17
H29	SS0104080SD0	M4*8	K11	SMK0000B40CN	1/4*40*4
H30	SS0104080SD2	M4*8	K12	SMK0000B45CN	1/4*40*4.5
H31	SS0104100MZO	M4*10	K13	SMK0000B50CN	1/4*40*5
H32	SS0104100SD0	M4*10	K14	SMK0000B60CN	1/4*40*6
H33	SS0104120SD0	M4*12	K15	SMK0000B80CN	1/4*40*8
H34	SS0104150SD0	M4*15	K16	SMK0000CC0CN	9/32*28*12
H35	SS0104200SD0	M4*20	K17	SS8005060TN0	M5*6

L.M.N.P

No.	Part No.	Remark	No.	Part No.	Remark
L	Hexagon Socket Head Set Screw				
L1	SMJ0000425CN	1/8*44*2.5			
L2	SMJ0000690CN	11/64*28*9	N	Screw with Washer	
L3	SMJ0000640CN	11/64*40*4	N1	SSA003080000	M3*8
L4	SMJ0000660CN	11/64*40*6	N2	SSA003150000	M3*15
L5	SMJ0000680CN	11/64*40*8	N3	SSA003160000	M3*16
L6	SMJ0000A40CN	15/64*28*4	N4	SSA003180000	M3*18
L7	SMJ0000A90CN	15/64*28*9	N5	SSA004080000	M4*8
L8	SS8203020TN0	M3*2	N6	SSA004100000	M4*10
L9	SS8203030TN0	M3*3	N7	SSA004550000	M4*55
L10	SS8203040TN0	M3*4	N8	SSA005100000	M5*10
L11	SS8203050TN0	M3*5	N9	SSA005120000	M5*12
L12	SS8203060TN0	M3*6	N10	SSA005140000	M5*14
L13	SS8203080TN0	M3*8	N11	SSA005180000	M5*18
L14	SS8204030TN0	M4*3			
L15	SS8204040TN0	M4*4			
L16	SS8204050TN0	M4*5			
L17	SS8204060TN0	M4*6			
L18	SS8204060TN1	M4*6			
L19	SS8204080TN0	M4*8	P	Nut	
L20	SS8204100TN0	M4*10	P1	SMN046030CN0	1/8*44*6*3
L21	SS8204120TN0	M4*12	P2	SMN056020CL0	9/64*40*6*2
L22	SS8205040TN0	M5*4	P3	SMN056030CN0	9/64*40*6*3
L23	SS8205050TN0	M5*5	P4	SMN066020CN0	11/64*40*6*2
L24	SS8205060TN0	M5*6	P5	SMN066030CN0	11/64*40*6*3
L25	SS8205080TN0	M5*8	P6	SMN067030CN0	11/64*40*7*3
L26	SS8205100TN0	M5*10	P7	SMN167030CN0	11/64*40*7*3
L27	SS8205120TN0	M5*12	P8	SSN002SD0000	M2 Type 1
L28	SS8205150TN0	M5*15	P9	SSN073SD0000	M2.3 Type 1
L29	SS8206050TN0	M6*5	P10	SSN075MZ0000	M2.5 Type 1
L30	SS8206060TN0	M6*6	P11	SSN003MZ0000	M3 Type 1
L31	SS8206080TN0	M6*8	P12	SSN003SC0000	M3 Type 1
L32	SS8206100TN0	M6*10	P13	SSN003SD0000	M3 Type 1
L33	SS8206180TN0	M6*18	P14	SSN403SD0000	M3 Thumbscrew Type 2
L34	SS8208080TN0	M8*8	P15	SSN203SC0000	M3 Type 3
L35	SS8208100TN0	M8*10	P16	SSN203SD0000	M3 Type 3
L36	SS8208150TN0	M8*15	P17	SSN285SC0000	M3.5 Type 3
			P18	SSN004SC0000	M4 Type 1
			P19	SSN004SD0000	M4 Type 1
			P20	SSN204SC0000	M4 Type 3
			P21	SSN204SD0000	M4 Type 3
			P22	SSN005SC0000	M5 Type 1
M	Hexagon Socket Head Button Screw		P23	SSN005SD0000	M5 Type 1
M1	SS3203050SC0	M3*5	P24	SSN205SC0000	M5 Type 3
M2	SS3204060SC0	M4*6	P25	SSN205SD0000	M5 Type 3
M3	SS3205100SC0	M5*10	P26	SSN605SD0000	M5 Cap Screw
M4	SS3205100SD0	M5*10	P27	SSN006SC0000	M6 Type 1
			P28	SSN006SC1000	M6 Type 1(Left)
			P29	SSN006SD0000	M6 Type 1
			P30	SSN006SD1000	M6 Type 1(Left)

P.R

No.	Part No.	Remark	No.	Part No.	Remark
P	Nut		R32	WSP12L520SC0	Plain M12*20.5*2t
P31	SSN206SC0000	M6 Type 3	R33	WSS020000KD0	Spring M2
P32	SSN008SC0000	M8 Type 1	R34	WSS760000KC0	Spring M2.6
P33	SSN008SD0000	M8 Type 1	R35	WSS030000KC0	Spring M3
P34	SSN208SC0000	M8 Type 3	R36	WSS030000KD0	Spring M3
P35	SSN208SD0000	M8 Type 3	R37	WSS850000KC0	Spring M3.5
P36	SSN010SC0000	M10 Type 1	R38	WSS040000KC0	Spring M4
P37	SSN710CD0000	M10 with Flange	R39	WSS040000KD0	Spring M4
P38	SSN710SC0000	M10 with Flange	R40	WSS050000KC0	Spring M5
P39	SSN012SC0000	M12 Type 1	R41	WSS050000KD0	Spring M5
P40	SSN212SC0000	M12 Type 3	R42	WSS060000KC0	Spring M6
P41	SSN216SC0000	M16 Type 3	R43	WSS060000KD0	Spring M6
P42	SSN020SC0000	M20 Type 1	R44	WSS080000KC0	Spring M8
			R45	WSS080000KD0	Spring M8
			R46	WSS100000KC0	Spring M10
			R47	WSS120000KC0	Spring M12
			R48	WSW06B003TP0	Wave M4
			R49	WSW06A503TN0	Wave M6
R	Washer		R50	WSL048505TP0	With teeth M4
R1	WSP640303MZ0	Plain M1.4*3*0.3t	R51	WSL05A006TP0	With teeth M5
R2	WSP023505XZ0	Plain M2*3.5*0.5t	R52	WSN080000SC0	Slant M8
R3	WSP767505XB0	Plain M2.6*7.5*0.5t	R53	WSC048005SC0	Disk Spring M4
R4	WSP036003XZ0	Plain M3*6*0.3t			
R5	WSP036005SC0	Plain M3*6*0.5t			
R6	WSP037005SD0	Plain M3*7*0.5t			
R7	WSP038003SD0	Plain M3*8*0.3t			
R8	WSP038005MZ0	Plain M3*8*0.5t			
R9	WSP038005SC0	Plain M3*8*0.5t			
R10	WSP038005SD0	Plain M3*8*0.5t			
R11	WSP038100SD0	Plain M3*8*1t			
R12	WSP048005SC0	Plain M4*8*0.5t			
R13	WSP048005SD0	Plain M4*8*0.5t			
R14	WSP048008SC0	Plain M4*8*0.8t			
R15	WSP048008SD0	Plain M4*8*0.8t			
R16	WSP04A008SC0	Plain M4*10*0.8t			
R17	WSP04A008SD0	Plain M4*10*0.8t			
R18	WSP04C010SC0	Plain M4*12*1t			
R19	WSP05A008SC0	Plain M5*10*0.8t			
R20	WSP05A008SD0	Plain M5*10*0.8t			
R21	WSP05C008SC0	Plain M5*12*0.8t			
R22	WSP05C008SD0	Plain M5*12*0.8t			
R23	WSP06D010SC0	Plain M6*13*1.0t			
R24	WSP06D010SD0	Plain M6*13*1.0t			
R25	WSP06G010SC0	Plain M6*16*1.0t			
R26	WSP08G012SD0	Plain M8*16*1.2t			
R27	WSP08J016SC0	Plain M8*18*1.6t			
R28	WSP08J016SD0	Plain M8*18*1.6t			
R29	WSP08J032SC0	Plain M8*18*3.2t			
R30	WSP08N032SC0	Plain M8*22*3.2t			
R31	WSP10S032SC0	Plain M10*26*3.2t			